



Circuito de Barcelona

TCR Europe

Free Practice - 2

Provisional Results



Cls	Nº	Driver	Nat	Team	Nat	Vehicle	Laps	Best	Time	Gap	Interval	Km/h
1	55	Santiago Urrutia	URU	Team WRT	URU	Audi RS 3 LMS	11	9	1:53.960			147.0
2	9	Josh Files	GBR	Target Competition	GBR	Hyundai i30 N TCR	8	6	1:54.377	0.417	0.417	146.5
3	58	Dominik Bauman	AUT	Target Competition	AUT	Hyundai i30 N TCR	11	9	1:54.442	0.482	0.065	146.4
4	12	Nelson Panciatici	FRA	M Racing	FRA	Hyundai i30 N TCR	10	10	1:54.501	0.541	0.059	146.3
5	24	Julien Briché	FRA	JSB Compétition	FRA	Peugeot 308 TCR	11	7	1:54.556	0.596	0.055	146.2
6	19	Andreas Bäckma	SWE	Target Competition	SWE	Hyundai i30 N TCR	12	11	1:54.637	0.677	0.081	146.1
7	123	Daniel Lloyd	GBR	Brutal Fish Racing Team	GBR	Honda Civic Type R FK7 TCR	11	9	1:54.695	0.735	0.058	146.1
8	70	Mat'o Homola	SVK	Target Competition	SVK	Hyundai i30 N TCR	13	11	1:54.723	0.763	0.028	146.0
9	112	Jimmy Claret	FRA	Team Claret Sport	FRA	Peugeot 308 TCR	12	10	1:54.782	0.822	0.059	145.9
10	16	Gilles Magnus	BEL	Comtoy Racing	BEL	Audi RS 3 LMS	13	13	1:54.786	0.826	0.004	145.9
11	26	Jessica Bäckman	SWE	Target Competition	SWE	Hyundai i30 N TCR	13	11	1:54.808	0.848	0.022	145.9
12	100	Jack Young	GBR	Vuković Motorsport	GBR	Renault Mégane RS	12	12	1:54.825	0.865	0.017	145.9
13	111	Teddy Claret	FRA	Team Claret Sport	FRA	Peugeot 308 TCR	11	5	1:55.001	1.041	0.176	145.7
14	45	Gianni Morbidelli	ITA	WestCoast Racing	ITA	Volkswagen Golf GTI TCR	12	11	1:55.005	1.045	0.004	145.7
15	88	Maxime Potty	BEL	Team WRT	BEL	Volkswagen Golf GTI TCR	9	8	1:55.008	1.048	0.003	145.7
16	216	Evgeni Leonov	ESP	Tecnicars Racing Team	ESP	CUPRA TCR	11	8	1:55.166	1.206	0.158	145.5
17	27	John Filippi	FRA	PCR Sport	FRA	CUPRA TCR	10	9	1:55.191	1.231	0.025	145.4
18	25	Natan Bihel	FRA	M Racing	FRA	Hyundai i30 N TCR	12	12	1:55.213	1.253	0.022	145.4
19	226	Francisco Mora	PRT	Veloso Motorsport	PRT	CUPRA TCR	13	7	1:55.234	1.274	0.021	145.4
20	96	Abdulla Ali Al-Khelaifi	QAT	QMMF Racing by PCR Sport	QAT	CUPRA TCR	14	12	1:55.415	1.455	0.181	145.1
21	10	Viktor Davidovski	MKD	PSS Racing Team	MKD	Honda Civic Type R FK7 TCR	12	9	1:55.521	1.561	0.106	145.0
22	30	Luca Filippi	ITA	BRC Racing Team	ITA	Hyundai i30 N TCR	11	7	1:55.545	1.585	0.024	145.0
23	17	Martin Ryba	SVK	Brutal Fish Racing Team	SVK	Honda Civic Type R FK7 TCR	13	8	1:55.589	1.629	0.044	144.9
24	7	Aurélien Comte	FRA	DG Sport Compétition	FRA	Peugeot 308 TCR	12	10	1:55.727	1.767	0.138	144.8
25	50	Tom Coronel	NED	Boutsen Ginion Racing	NLD	Honda Civic Type R FK7 TCR	12	11	1:55.837	1.877	0.110	144.6
26	46	Olli Kangas	FIN	WestCoast Racing	FIN	Volkswagen Golf GTI TCR	12	10	1:56.203	2.243	0.366	144.2
27	5	Alex Morgan	GBR	Wolf-Power Racing	GBR	CUPRA TCR	14	2	1:56.223	2.263	0.020	144.1
28	23	Tamás Tenke	HUN	Zengő Motorsport	HUN	CUPRA TCR	11	5	1:56.251	2.291	0.028	144.1
29	8	Luca Engstler	GER	M1RA Motorsport	GER	Hyundai i30 N TCR	9	9	1:56.354	2.394	0.103	144.0
30	67	Zsolt Dávid Szab	HUN	M1RA Motorsport	HUN	Hyundai i30 N TCR	9	5	1:56.405	2.445	0.051	143.9
31	21	Marie Baus-Coppens	FRA	JSB Compétition	FRA	CUPRA TCR	12	6	1:56.947	2.987	0.542	143.2
32	204	Robin Vaks	EST	ALM Honda Racing	EST	Honda Civic Type R FK7 TCR	9	3	1:56.986	3.026	0.039	143.2
33	66	Gilles Colombani	FRA	Team Claret Sport	FRA	Peugeot 308 TCR	14	8	1:57.815	3.855	0.829	142.2
34	223	Mattias Vahtel	EST	ALM Honda Racing	EST	Honda Civic Type R FK7 TCR	11	2	1:57.845	3.885	0.030	142.2
35	224	Gustavo Moura	PRT	Team Novadriver	PRT	Audi RS 3 LMS	12	8	1:58.321	4.361	0.476	141.6

Published at:.....

Track Temp: 33.5 °C Air Temp: 23.4 °C

Humidity: 71 %

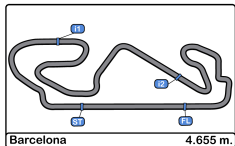
Track Status: DRY

Stewards:

Race Director:

Timekeeper:





Circuito de Barcelona
TCR Europe
Free Practice - 2
Lap Analysis



5 Alex Morgan CUPRA TCR
Wolf-Power Racing

Lap	D	Time	Sector 1	Sector 2	Sector 3	T. Spd	Elapsed
1		18:28:28.012	18:26:56.975	50.584	40.453	111.6	18:28:28.012
2		1:56.223	33.562	44.733	37.928	235.2	18:30:24.235
3		1:56.488	33.467	44.689	38.332	237.8	18:32:20.723
4		1:56.308	33.556	44.634	38.118	236.8	18:34:17.031
5		1:57.018	33.768	44.942	38.308	237.3	18:36:14.049
6		1:56.813	33.734	44.875	38.204	238.4	18:38:10.862
7		1:57.741	33.580	45.067	39.094	239.4	18:40:08.603
8		1:58.669	33.826	45.730	39.113	242.6	18:42:07.272
9		2:03.836 P	34.950	44.927	43.959	209.3	18:44:11.108
10		3:20.543	1:57.504	44.776	38.263	169.0	18:47:31.651
11		1:56.932	33.687	44.855	38.390	238.9	18:49:28.583
12		1:57.322	33.886	45.103	38.333	239.4	18:51:25.905
13		1:57.546	33.832	45.117	38.597	238.9	18:53:23.451
14		1:57.958	33.927	45.156	38.875	238.4	18:55:21.409
15			34.380	45.533		236.8	

7 Aurélien Comte Peugeot 308 TCR
DG Sport Compétition

Lap	D	Time	Sector 1	Sector 2	Sector 3	T. Spd	Elapsed
1		18:28:03.072	18:26:32.608	48.838	41.626	127.8	18:28:03.072
2		1:56.134	33.451	44.666	38.017	236.3	18:29:59.206
3		1:56.614	33.718	44.827	38.069	234.7	18:31:55.820
4		2:05.259 P	33.959	44.947	46.353	233.2	18:34:01.079
5		4:57.340	3:29.564	49.300	38.476	161.1	18:38:58.419
6		1:56.641	33.805	44.853	37.983	233.2	18:40:55.060
7		1:57.170	33.982	44.819	38.369	233.7	18:42:52.230
8		2:05.536 P	34.343	45.372	45.821	235.2	18:44:57.766
9		4:06.155	2:34.932	51.639	39.584	136.3	18:49:03.921
10		1:55.727	33.417	44.437	37.873	233.7	18:50:59.648
11		1:56.603	33.935	44.738	37.930	232.2	18:52:56.251
12		1:57.047	33.882	45.096	38.069	231.2	18:54:53.298
13			34.066	45.725		232.7	

8 Luca Engstler Hyundai i30 N TCR
M1RA Motorsport

Lap	D	Time	Sector 1	Sector 2	Sector 3	T. Spd	Elapsed
1		18:27:39.791 P	18:26:09.892	45.697	44.202	129.1	18:27:39.791
2		4:21.332	2:58.535	44.877	37.920	159.0	18:32:01.123
3		1:56.409	33.812	44.881	37.716	233.2	18:33:57.532
4		2:05.064 P	33.766	45.012	46.286	235.8	18:36:02.596
5		3:46.125 P	2:16.038	45.489	44.598	150.6	18:39:48.721
6		9:19.927	7:39.853	54.736	45.338	134.3	18:49:08.648
7		1:56.690	33.819	45.256	37.615	228.8	18:51:05.338
8		1:56.526	33.693	45.103	37.730	230.2	18:53:01.864
9		1:56.354	33.761	44.685	37.908	231.7	18:54:58.218
10			33.862	44.927		229.2	

9 Josh Files Hyundai i30 N TCR
Target Competition

Lap	D	Time	Sector 1	Sector 2	Sector 3	T. Spd	Elapsed
1		18:27:25.511	18:25:58.205	47.480	39.826	161.6	18:27:25.511
2		2:01.612	34.951	48.492	38.169	234.2	18:29:27.123
3		1:56.716	33.568	44.833	38.315	238.9	18:31:23.839
4		2:06.365 P	34.772	46.502	45.091	233.7	18:33:30.204
5		4:08.164	2:40.253	47.360	40.551	154.2	18:37:38.368
6		1:54.377	32.962	43.923	37.492	237.3	18:39:32.745
7		1:54.617	32.905	44.053	37.659	239.4	18:41:27.362
8		2:07.891 P	35.472	46.384	46.035	202.6	18:43:35.253

10 Viktor Davidovski Honda Civic Type R FK7 TCR
PSS Racing Team

Lap	D	Time	Sector 1	Sector 2	Sector 3	T. Spd	Elapsed
1		18:28:10.278	18:26:42.488	46.958	40.832	163.1	18:28:10.278
2		1:58.399	33.537	45.627	39.235	236.3	18:30:08.677
3		2:02.578 P	33.847	44.704	44.027	238.4	18:32:11.255
4		4:08.017	2:42.874	45.013	40.130	167.9	18:36:19.272
5		1:56.985	33.527	44.865	38.593	240.0	18:38:16.257
6		1:57.143	34.043	44.925	38.175	235.8	18:40:13.400
7		2:02.512 P	33.898	45.099	43.515	236.3	18:42:15.912
8		4:12.808	2:41.948	48.206	42.654	166.6	18:46:28.720
9		1:55.521	33.322	44.238	37.961	234.7	18:48:24.241
10		1:55.959	33.318	44.450	38.191	235.8	18:50:20.200
11		1:56.943	33.412	45.035	38.496	240.0	18:52:17.143
12		2:08.606	34.002	52.188	42.416	236.8	18:54:25.749
13			38.256	49.560		235.2	

12 Nelson Panciatici Hyundai i30 N TCR
M Racing

Lap	D	Time	Sector 1	Sector 2	Sector 3	T. Spd	Elapsed
1		18:27:54.246	18:26:23.626	50.797	39.823	122.4	18:27:54.246
2		1:55.141	33.173	44.341	37.627	239.4	18:29:49.387
3		1:55.349	33.226	44.460	37.663	241.0	18:31:44.736
4		2:02.428	33.787	47.335	41.306	240.5	18:33:47.164
5		2:05.955 P	33.589	45.043	47.323	241.0	18:35:53.119
6		5:46.057	4:17.686	49.571	38.800	163.1	18:41:39.176
7		2:00.122	33.224	48.412	38.486	240.0	18:43:39.298
8		2:03.837 P	33.371	44.432	46.034	240.0	18:45:43.135
9		6:43.335	5:14.739	48.945	39.651	147.3	18:52:26.470
10		1:54.501	32.869	44.022	37.610	239.4	18:54:20.971
11			33.112	49.075		239.4	





Circuito de Barcelona

TCR Europe

Free Practice - 2

Lap Analysis



16

Gilles Magnus

Audi RS 3 LMS

21

Marie Baus-Coppens

CUPRA TCR

Comtoy Racing

JSB Compétition

Lap	D	Time	Sector 1	Sector 2	Sector 3	T. Spd	Elapsed
1		18:27:40.957	18:26:15.019	46.730	39.208	163.8	18:27:40.957
2		1:55.820	33.447	44.323	38.050	239.4	18:29:36.777
3		1:55.446	33.470	44.190	37.786	238.4	18:31:32.223
4		1:55.571	33.509	44.293	37.769	237.8	18:33:27.794
5		1:55.850	33.452	44.516	37.882	238.4	18:35:23.644
6		2:00.260 P	33.628	44.638	41.994	238.9	18:37:23.904
7		3:13.520	1:50.563	44.749	38.208	161.6	18:40:37.424
8		1:55.872	33.547	44.451	37.874	238.4	18:42:33.296
9		1:56.259	33.615	44.680	37.964	242.1	18:44:29.555
10		1:56.034	33.500	44.523	38.011	240.5	18:46:25.589
11		2:02.077 P	33.750	46.032	42.295	238.9	18:48:27.666
12		4:59.841	3:34.244	45.646	39.951	142.2	18:53:27.507
13		1:54.786	33.198	44.014	37.574	240.5	18:55:22.293
14			34.999	44.825		205.3	

23

Tamás Tenke

CUPRA TCR

Zengő Motorsport

17

Martin Ryba

Honda Civic Type R FK7 TCR

Brutal Fish Racing Team

Lap	D	Time	Sector 1	Sector 2	Sector 3	T. Spd	Elapsed
1		18:28:03.159	18:26:29.323	51.069	42.767	160.4	18:28:03.159
2		1:59.122	35.283	45.539	38.300	228.3	18:30:02.281
3		1:56.648	33.743	44.819	38.086	235.2	18:31:58.929
4		1:57.346	33.752	45.120	38.474	235.8	18:33:56.275
5		2:03.809 P	33.724	45.351	44.734	236.8	18:36:00.084
6		3:40.019	2:13.364	47.530	39.125	168.2	18:39:40.103
7		1:55.830	33.518	44.462	37.850	232.2	18:41:35.933
8		1:55.589	33.405	44.230	37.954	233.2	18:43:31.522
9		2:03.704 P	33.602	44.740	45.362	233.2	18:45:35.226
10		3:31.935	1:56.758	54.332	40.845	120.8	18:49:07.161
11		1:57.212	33.431	44.870	38.911	235.2	18:51:04.373
12		2:01.349	33.888	48.831	38.630	238.4	18:53:05.722
13		1:56.762	33.460	44.805	38.497	234.7	18:55:02.484
14			38.041	56.219		199.2	

24

Julien Briché

Peugeot 308 TCR

JSB Compétition

19

Andreas Bäckman

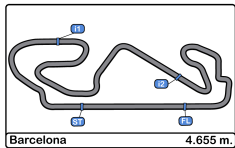
Hyundai i30 N TCR

Target Competition

Lap	D	Time	Sector 1	Sector 2	Sector 3	T. Spd	Elapsed
1		18:27:32.280	18:26:04.809	47.459	40.012	156.7	18:27:32.280
2		1:57.939	33.883	45.901	38.155	241.0	18:29:30.219
3		2:05.912 P	34.128	46.439	45.345	243.7	18:31:36.131
4		3:42.268	2:10.072	52.892	39.304	151.6	18:35:18.399
5		1:54.881	33.022	44.186	37.673	240.0	18:37:13.280
6		1:54.779	32.913	44.380	37.486	240.5	18:39:08.059
7		2:01.487 P	32.980	45.000	43.507	243.2	18:41:09.546
8		3:50.017	2:13.432	56.141	40.444	153.8	18:44:59.563
9		1:54.750	32.870	44.360	37.520	239.4	18:46:54.313
10		2:04.289	34.028	50.794	39.467	241.0	18:48:58.602
11		1:54.637	32.875	44.034	37.728	242.1	18:50:53.239
12		2:04.835 P	33.358	46.056	45.421	242.1	18:52:58.074
13			2:52.781	48.768		165.6	

Lap	D	Time	Sector 1	Sector 2	Sector 3	T. Spd	Elapsed
1		18:28:52.260	18:27:20.993	51.258	40.009	118.0	18:28:52.260
2		1:57.100	33.818	44.595	38.687	236.8	18:30:49.360
3		1:56.770	33.759	44.869	38.142	236.8	18:32:46.130
4		1:56.315	33.702	44.676	37.937	236.8	18:34:42.445
5		2:05.885 P	33.786	44.885	47.214	237.3	18:36:48.330
6		5:30.197	4:01.264	49.122	39.811	104.2	18:42:18.527
7		1:54.556	33.203	43.930	37.423	236.3	18:44:13.083
8		1:54.691	33.162	44.055	37.474	238.4	18:46:07.774
9		2:07.836 P	33.237	46.134	48.465	239.4	18:48:15.610
10		4:30.135	3:03.522	47.797	38.816	97.8	18:52:45.745
11		1:54.894	33.233	44.156	37.505	237.3	18:54:40.639
12			33.353	44.393		237.3	





Circuito de Barcelona

TCR Europe

Free Practice - 2

Lap Analysis



25

Natan Bihel

Hyundai i30 N TCR

30

Luca Filippi

Hyundai i30 N TCR

M Racing

BRC Racing Team

Lap D	Time	Sector 1	Sector 2	Sector 3	T. Spd	Elapsed	Lap D	Time	Sector 1	Sector 2	Sector 3	T. Spd	Elapsed
1	18:27:42.730	18:26:13.452	49.746	39.532	149.7	18:27:42.730	1	18:29:02.300	18:27:13.883	57.926	50.491	99.8	18:29:02.300
2	1:57.488	33.645	45.488	38.355	243.7	18:29:40.218	2	2:16.608	40.274	56.693	39.641	188.1	18:31:18.908
3	1:56.755	33.405	44.906	38.444	243.2	18:31:36.973	3	1:56.247	33.613	44.617	38.017	234.2	18:33:15.155
4	1:58.023	33.694	45.544	38.785	240.0	18:33:34.996	4	1:56.111	33.588	44.697	37.826	236.3	18:35:11.266
5	2:05.031 P	34.008	45.288	45.735	239.4	18:35:40.027	5	2:22.634 P	39.932	55.125	47.577	174.7	18:37:33.900
6	5:09.544	3:44.087	45.496	39.961	164.1	18:40:49.571	6	4:58.077	3:18.387	58.124	41.566	101.9	18:42:31.977
7	1:58.058	33.761	45.302	38.995	241.0	18:42:47.629	7	1:55.545	33.377	44.427	37.741	234.2	18:44:27.522
8	1:59.953	34.324	45.597	40.032	238.9	18:44:47.582	8	2:02.601 P	33.421	44.473	44.707	236.3	18:46:30.123
9	2:06.544 P	34.426	46.306	45.812	238.9	18:46:54.126	9	6:45.666	5:12.810	54.474	38.382	165.6	18:53:15.789
10	5:09.468	3:35.506	52.643	41.319	123.5	18:52:03.594	10	1:55.898	33.423	44.705	37.770	236.3	18:55:11.687
11	2:01.181	33.821	48.809	38.551	240.0	18:54:04.775	11	1:56.121	33.574	44.734	37.813	237.8	18:57:07.808
12	1:55.213	33.025	44.347	37.841	240.5	18:55:59.988	12		38.499	55.364		203.0	
13		34.665	49.243		230.7								

26

Jessica Bäckman

Hyundai i30 N TCR

45

Gianni Morbidelli

Volkswagen Golf GTI TCR

Target Competition

WestCoast Racing

Lap D	Time	Sector 1	Sector 2	Sector 3	T. Spd	Elapsed	Lap D	Time	Sector 1	Sector 2	Sector 3	T. Spd	Elapsed
1	18:27:30.907	18:26:02.639	47.530	40.738	151.6	18:27:30.907	1	18:27:57.477	18:26:24.410	51.457	41.610	141.1	18:27:57.477
2	1:57.556	33.875	45.267	38.414	240.0	18:29:28.463	2	1:55.905	33.646	44.582	37.677	237.8	18:29:53.382
3	2:05.056 P	33.894	45.760	45.402	242.1	18:31:33.519	3	1:55.736	33.495	44.445	37.796	238.4	18:31:49.118
4	3:30.411	2:04.550	46.814	39.047	137.9	18:35:03.930	4	1:56.064	33.789	44.525	37.750	237.8	18:33:45.182
5	1:55.844	33.374	44.646	37.824	240.0	18:36:59.774	5	2:04.125 P	33.586	44.355	46.184	235.8	18:35:49.307
6	1:55.627	33.242	44.577	37.808	240.0	18:38:55.401	6	4:32.480	3:08.003	45.059	39.418	165.1	18:40:21.787
7	1:55.699	33.215	44.615	37.869	242.1	18:40:51.100	7	1:58.965	33.380	45.716	39.869	236.8	18:42:20.752
8	2:03.215 P	33.505	44.992	44.718	244.3	18:42:54.315	8	1:56.068	33.403	44.632	38.033	237.3	18:44:16.820
9	3:24.184	1:59.954	45.787	38.443	126.6	18:46:18.499	9	2:03.129 P	33.565	45.338	44.226	235.8	18:46:19.949
10	1:55.263	33.367	44.342	37.554	239.4	18:48:13.762	10	3:22.526	1:57.236	46.570	38.720	159.0	18:49:42.475
11	1:54.808	32.979	44.227	37.602	242.6	18:50:08.570	11	1:55.005	33.183	44.225	37.597	235.8	18:51:37.480
12	2:04.227 P	33.502	44.285	46.440	242.6	18:52:12.797	12	1:55.085	33.183	44.128	37.774	238.4	18:53:32.565
13	2:45.301 P	1:14.105	45.421	45.775	131.5	18:54:58.098	13		39.549	45.862		237.3	

27

John Filippi

CUPRA TCR

46

Olli Kangas

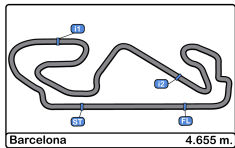
Volkswagen Golf GTI TCR

PCR Sport

WestCoast Racing

Lap D	Time	Sector 1	Sector 2	Sector 3	T. Spd	Elapsed	Lap D	Time	Sector 1	Sector 2	Sector 3	T. Spd	Elapsed
1	18:27:59.848	18:26:30.414	49.257	40.177	154.5	18:27:59.848	1	18:27:58.091	18:26:25.128	51.638	41.325	142.8	18:27:58.091
2	2:04.002 P	33.959	45.204	44.839	242.1	18:30:03.850	2	1:57.015	33.648	44.953	38.414	240.5	18:29:55.106
3	3:51.980	2:26.529	46.794	38.657	149.1	18:33:55.830	3	1:57.020	33.812	45.059	38.149	235.2	18:31:52.126
4	1:55.716	33.432	44.508	37.776	234.7	18:35:51.546	4	2:02.205 P	33.876	45.132	43.197	238.9	18:33:54.331
5	1:55.497	33.377	44.327	37.793	234.7	18:37:47.043	5	6:02.150	4:37.739	45.683	38.728	169.2	18:39:56.481
6	1:55.979	33.520	44.516	37.943	236.3	18:39:43.022	6	1:57.314	33.774	44.832	38.708	235.2	18:41:53.795
7	2:04.342 P	33.569	44.985	45.788	237.3	18:41:47.364	7	2:02.811 P	33.861	45.655	43.295	234.7	18:43:56.606
8	10:22.795	8:57.884	46.318	38.593	125.4	18:52:10.159	8	3:31.786	2:03.371	48.304	40.111	164.3	18:47:28.392
9	1:55.191	33.285	44.339	37.567	233.7	18:54:05.350	9	1:56.633	33.758	44.708	38.167	236.8	18:49:25.025
10	1:55.251	33.213	44.231	37.807	238.4	18:56:00.601	10	1:56.203	33.515	44.548	38.140	234.2	18:51:21.228
11							11	1:56.236	33.375	44.723	38.138	237.3	18:53:17.464
							12	2:01.728 P	33.817	44.615	43.296	235.8	18:55:19.192





Circuito de Barcelona

TCR Europe

Free Practice - 2

Lap Analysis



50	Tom Coronel	Honda Civic Type R FK7 TCR	66	Gilles Colombani	Peugeot 308 TCR
-----------	-------------	----------------------------	-----------	------------------	-----------------

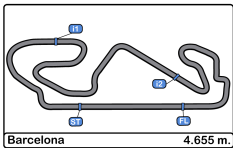
Boutsen Ginion Racing							Team Clairet Sport								
Lap	D	Time	Sector 1	Sector 2	Sector 3	T. Spd	Elapsed	Lap	D	Time	Sector 1	Sector 2	Sector 3	T. Spd	Elapsed
1		18:27:59.357	18:26:28.502	50.274	40.581	161.6	18:27:59.357	1		18:28:46.058	18:27:14.425	50.774	40.859	140.9	18:28:46.058
2		1:56.647	33.817	45.028	37.802	235.8	18:29:56.004	2		2:03.221	36.473	47.093	39.655	230.7	18:30:49.279
3		1:56.440	33.517	44.943	37.980	238.4	18:31:52.444	3		2:01.385	35.137	47.112	39.136	230.2	18:32:50.664
4		2:16.420 P	35.810	52.170	48.440	240.5	18:34:08.864	4		1:59.673	34.658	45.952	39.063	235.2	18:34:50.337
5		3:58.767	2:28.783	47.605	42.379	159.5	18:38:07.631	5		1:59.631	34.561	46.021	39.049	234.2	18:36:49.968
6		1:59.255	33.426	47.751	38.078	233.2	18:40:06.886	6		2:10.886 P	34.717	47.663	48.506	233.7	18:39:00.854
7		1:56.326	33.383	44.849	38.094	238.9	18:42:03.212	7		4:06.787	2:41.532	46.479	38.776	168.4	18:43:07.641
8		2:05.791 P	35.466	45.114	45.211	235.8	18:44:09.003	8		1:57.815	34.185	45.130	38.500	232.7	18:45:05.456
9		3:59.843	2:27.549	51.388	40.906	164.1	18:48:08.846	9		1:59.136	34.207	46.106	38.823	233.7	18:47:04.592
10		2:09.652	34.618	54.824	40.210	233.2	18:50:18.498	10		1:59.965	34.099	46.235	39.631	236.3	18:49:04.557
11		1:55.837	33.439	44.660	37.738	237.3	18:52:14.335	11		1:58.956	33.961	45.926	39.069	238.4	18:51:03.513
12		2:09.371	35.227	54.369	39.775	237.3	18:54:23.706	12		2:02.984	34.488	49.361	39.135	235.2	18:53:06.497
13			33.371	45.032		235.2		13		1:58.662	34.280	45.619	38.763	237.3	18:55:05.159

55	Santiago Urrutia	Audi RS 3 LMS	67	Zsolt Dávid Szabó	Hyundai i30 N TCR
-----------	------------------	---------------	-----------	-------------------	-------------------

Team WRT							M1RA Motorsport								
Lap	D	Time	Sector 1	Sector 2	Sector 3	T. Spd	Elapsed	Lap	D	Time	Sector 1	Sector 2	Sector 3	T. Spd	Elapsed
1		18:27:33.673	18:26:07.673	47.244	38.756	144.1	18:27:33.673	1		18:27:52.227 P	18:26:11.782	50.619	49.826	139.3	18:27:52.227
2		1:55.403	33.084	44.353	37.966	242.6	18:29:29.076	2		7:00.401 P	5:24.488	50.592	45.321	173.6	18:34:52.628
3		1:55.052	33.182	44.216	37.654	244.3	18:31:24.128	3		8:28.107 P	6:58.949	45.444	43.714	169.5	18:43:20.735
4		2:01.968 P	33.412	44.605	43.951	245.4	18:33:26.096	4		3:37.046	2:07.632	49.121	40.293	160.7	18:46:57.781
5		4:36.536	3:12.981	45.362	38.193	162.6	18:38:02.632	5		1:56.405	33.407	45.403	37.595	237.3	18:48:54.186
6		1:55.227	33.355	44.174	37.698	238.4	18:39:57.859	6		1:56.505	33.755	44.753	37.997	236.3	18:50:50.691
7		2:02.147 P	33.230	44.520	44.397	243.2	18:42:00.006	7		1:57.304	33.822	45.078	38.404	237.3	18:52:47.995
8		5:59.447	4:33.602	45.478	40.367	144.5	18:47:59.453	8		1:57.766	34.295	45.027	38.444	240.5	18:54:45.761
9		1:53.960	32.951	43.929	37.080	240.5	18:49:53.413	9		1:57.270	33.891	45.027	38.352	237.3	18:56:43.031
10		1:54.287	32.842	44.017	37.428	243.2	18:51:47.700	10			38.110	47.842			167.1
11		2:06.188 P	37.033	45.931	43.224	165.3	18:53:53.888								
12			1:38.982	46.978		164.6									

58	Dominik Baumann	Hyundai i30 N TCR	70	Mat'o Homola	Hyundai i30 N TCR
-----------	-----------------	-------------------	-----------	--------------	-------------------

Target Competition							Target Competition								
Lap	D	Time	Sector 1	Sector 2	Sector 3	T. Spd	Elapsed	Lap	D	Time	Sector 1	Sector 2	Sector 3	T. Spd	Elapsed
1		18:27:38.584	18:26:08.043	49.591	40.950	138.6	18:27:38.584	1		18:27:28.401	18:26:00.432	48.080	39.889	163.3	18:27:28.401
2		2:03.130 P	34.005	45.073	44.052	237.3	18:29:41.714	2		1:56.800	33.682	44.951	38.167	234.7	18:29:25.201
3		3:19.957	1:55.959	46.096	37.902	167.1	18:33:01.671	3		1:56.243	33.434	44.846	37.963	234.7	18:31:21.444
4		1:55.646	33.210	44.598	37.838	237.8	18:34:57.317	4		1:55.957	33.422	44.680	37.855	238.4	18:33:17.401
5		1:56.131	33.471	44.929	37.731	238.9	18:36:53.448	5		1:56.074	33.426	44.695	37.953	239.4	18:35:13.475
6		1:55.830	33.352	44.725	37.753	240.5	18:38:49.278	6		1:56.239	33.521	44.683	38.035	238.9	18:37:09.714
7		2:03.032 P	33.544	45.370	44.118	239.4	18:40:52.310	7		1:56.458	33.448	44.805	38.205	237.8	18:39:06.172
8		3:19.886	1:56.219	45.743	37.924	156.5	18:44:12.196	8		2:00.597	33.415	45.238	41.944	238.4	18:41:06.769
9		1:54.442	32.930	44.025	37.487	237.8	18:46:06.638	9		2:05.129 P	35.374	45.409	44.346	237.8	18:43:11.898
10		2:04.988	34.755	49.704	40.529	237.3	18:48:11.626	10		4:13.724	2:44.164	50.348	39.212	141.5	18:47:25.622
11		2:03.028 P	33.166		2:43.557	240.0	18:50:14.654	11		1:54.723	33.218	44.065	37.440	235.2	18:49:20.345
								12		1:55.041	33.140	44.327	37.574	236.8	18:51:15.386
								13		2:00.020 P	33.289	44.630	42.101	238.4	18:53:15.406
								14			1:42.754	44.498		164.6	



Circuit de Barcelona
TCR Europe
Free Practice - 2
Lap Analysis



88

Maxime Potty

Volkswagen Golf GTI TCR

111

Teddy Clairret

Peugeot 308 TCR

Team WRT

Team Clairret Sport

Lap	D	Time	Sector 1	Sector 2	Sector 3	T. Spd	Elapsed	Lap	D	Time	Sector 1	Sector 2	Sector 3	T. Spd	Elapsed
1		18:27:34.810	18:26:09.029	46.526	39.255	136.1	18:27:34.810	1		18:27:42.134	18:26:16.042	46.563	39.529	165.1	18:27:42.134
2		2:00.164	P 33.920	45.154	41.090	233.2	18:29:34.974	2		1:56.843	33.748	44.803	38.292	238.9	18:29:38.977
3		9:17.399	7:55.353	44.374	37.672	169.0	18:38:52.373	3		2:03.208	P 33.757	44.863	44.588	238.4	18:31:42.185
4		1:56.244	33.493	44.467	38.284	236.8	18:40:48.617	4		4:36.346	2:57.999	56.060	42.287	116.3	18:36:18.531
5		1:56.165	33.399	44.576	38.190	235.2	18:42:44.782	5		1:55.001	33.301	44.155	37.545	240.0	18:38:13.532
6		2:00.528	P 34.281	44.551	41.696	236.3	18:44:45.310	6		1:55.545	33.223	44.580	37.742	241.6	18:40:09.077
7		5:31.690	4:07.439	46.642	37.609	149.1	18:50:17.000	7		2:01.355	P 33.506	44.795	43.054	244.3	18:42:10.432
8		1:55.008	33.221	44.103	37.684	235.8	18:52:12.008	8		5:46.204	4:18.630	48.553	39.021	156.5	18:47:56.636
9		1:59.197	P 33.305	44.284	41.608	238.9	18:54:11.205	9		1:55.098	33.296	44.184	37.618	236.8	18:49:51.734
10			1:34.306	48.344		152.1		10		1:56.836	33.150	44.517	39.169	238.4	18:51:48.570

96

Abdulla Ali Al-Khelaifi

CUPRA TCR

112

Jimmy Clairret

Peugeot 308 TCR

QMMF Racing by PCR Sport

Team Clairret Sport

Lap	D	Time	Sector 1	Sector 2	Sector 3	T. Spd	Elapsed	Lap	D	Time	Sector 1	Sector 2	Sector 3	T. Spd	Elapsed
1		18:28:04.718	18:26:34.176	48.818	41.724	120.1	18:28:04.718	1		18:27:48.805	18:26:17.387	50.269	41.149	165.8	18:27:48.805
2		2:06.929	34.018	48.143	44.768	236.3	18:30:11.647	2		1:56.005	33.522	44.517	37.966	238.4	18:29:44.810
3		1:57.232	33.770	45.017	38.445	237.3	18:32:08.879	3		2:01.097	P 33.551	44.734	42.812	239.4	18:31:45.907
4		2:02.007	35.086	46.704	40.217	240.0	18:34:10.886	4		4:31.770	2:53.418	54.831	43.521	103.3	18:36:17.677
5		1:59.474	34.632	46.202	38.640	237.8	18:36:10.360	5		1:54.994	33.287	44.144	37.563	237.8	18:38:12.671
6		1:58.736	34.214	45.696	38.826	237.8	18:38:09.096	6		1:55.247	33.173	44.190	37.884	241.0	18:40:07.918
7		1:56.835	33.761	44.904	38.170	238.9	18:40:05.931	7		1:55.625	33.228	44.500	37.897	242.6	18:42:03.543
8		2:02.017	33.672	44.848	43.497	237.8	18:42:07.948	8		2:06.041	P 34.752	46.043	45.246	228.3	18:44:09.584
9		1:57.043	33.501	44.990	38.552	238.4	18:44:04.991	9		4:32.971	2:57.456	55.045	40.470	133.6	18:48:42.555
10		2:03.124	P 34.025	45.566	43.533	235.8	18:46:08.115	10		1:54.782	33.111	44.209	37.462	237.3	18:50:37.337
11		3:54.741	2:26.636	46.112	41.993	166.9	18:50:02.856	11		2:06.874	P 34.805	48.428	43.641	239.4	18:52:44.211
12		1:55.415	33.270	44.265	37.880	236.8	18:51:58.271	12		3:43.498	2:21.505	44.290	37.703	166.1	18:56:27.709
13		1:56.813	33.334	44.623	38.856	238.9	18:53:55.084	13			39.146	50.513		186.8	
14		1:55.822	33.464	44.439	37.919	236.3	18:55:50.906								
15			35.423	48.624		218.6									

100

Jack Young

Renault Mégane RS

123

Daniel Lloyd

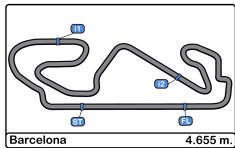
Honda Civic Type R FK7 TCR

Vuković Motorsport

Brutal Fish Racing Team

Lap	D	Time	Sector 1	Sector 2	Sector 3	T. Spd	Elapsed	Lap	D	Time	Sector 1	Sector 2	Sector 3	T. Spd	Elapsed
1		18:28:53.726	18:27:20.874	52.744	40.108	154.7	18:28:53.726	1		18:27:56.132	18:26:28.856	47.354	39.922	131.5	18:27:56.132
2		2:00.121	33.700	45.306	41.115	242.6	18:30:53.847	2		1:55.718	33.488	44.429	37.801	234.2	18:29:51.850
3		1:57.055	33.478	44.757	38.820	241.0	18:32:50.902	3		1:55.343	33.295	44.187	37.861	234.7	18:31:47.193
4		1:56.872	33.421	44.699	38.752	240.5	18:34:47.774	4		2:02.117	P 33.482	44.537	44.098	234.2	18:33:49.310
5		1:56.370	33.467	44.669	38.234	242.1	18:36:44.144	5		4:47.615	3:23.571	45.759	38.285	171.1	18:38:36.925
6		2:01.900	P 33.602	44.835	43.463	241.0	18:38:46.044	6		1:55.989	33.577	44.505	37.907	234.7	18:40:32.914
7		4:25.467	2:57.094	48.104	40.269	169.2	18:43:11.511	7		2:00.976	P 33.567	44.322	43.087	235.2	18:42:33.890
8		1:55.162	33.336	44.352	37.474	242.6	18:45:06.673	8		4:27.039	3:02.515	45.719	38.805	157.6	18:47:00.929
9		1:55.828	33.201	44.870	37.757	244.8	18:47:02.501	9		1:54.695	33.142	44.177	37.376	234.7	18:48:55.624
10		2:01.851	P 33.523	45.041	43.287	244.8	18:49:04.352	10		2:02.504	P 33.081	44.241	45.182	235.8	18:50:58.128
11		3:55.384	2:23.572	47.313	44.499	167.1	18:52:59.736	11		7:52.859	P		8:38.041		18:58:50.987
12		1:54.825	33.163	43.968	37.694	242.6	18:54:54.561								
13			33.337	44.499		244.8									





Circuito de Barcelona
TCR Europe
Free Practice - 2
Lap Analysis



204 Robin Vaks Honda Civic Type R FK7 TCR **224** Gustavo Moura Audi RS 3 LMS
ALM Honda Racing Team Novadriverr

Lap	D	Time	Sector 1	Sector 2	Sector 3	T. Spd	Elapsed	Lap	D	Time	Sector 1	Sector 2	Sector 3	T. Spd	Elapsed
1		18:28:18.790	P 18:26:40.940	50.155	47.695	154.7	18:28:18.790	1		18:28:09.056	18:26:39.909	48.778	40.369	161.6	18:28:09.056
2		4:23.497	3:00.117	45.466	37.914	165.6	18:32:42.287	2		1:59.213	34.090	45.913	39.210	238.9	18:30:08.269
3		1:56.986	33.838	45.054	38.094	231.2	18:34:39.273	3		2:00.168	34.095	47.396	38.677	237.8	18:32:08.437
4		1:57.253	33.785	45.204	38.264	231.7	18:36:36.526	4		1:58.854	34.536	45.825	38.493	236.3	18:34:07.291
5		2:03.648	P 33.755	45.311	44.582	232.7	18:38:40.174	5		1:59.727	34.311	46.430	38.986	236.3	18:36:07.018
6		9:19.930	7:56.049	45.338	38.543	167.7	18:48:00.104	6		2:04.831	P 34.624	46.033	44.174	234.7	18:38:11.849
7		1:57.559	33.801	45.057	38.701	237.3	18:49:57.663	7		4:39.879	3:02.381	50.741	46.757	146.1	18:42:51.728
8		1:57.510	33.919	45.158	38.433	234.7	18:51:55.173	8		1:58.321	34.383	45.259	38.679	234.7	18:44:50.049
9		2:00.322	33.864	47.254	39.204	234.2	18:53:55.495	9		1:59.001	34.029	46.055	38.917	236.8	18:46:49.050
10			34.230	45.814		234.7		10		2:35.825	P 34.164	1:03.448	58.213	234.2	18:49:24.875

216 Evgeni Leonov CUPRA TCR
Tecninars Racing Team

Lap	D	Time	Sector 1	Sector 2	Sector 3	T. Spd	Elapsed	Lap	D	Time	Sector 1	Sector 2	Sector 3	T. Spd	Elapsed
1		18:28:06.417	18:26:35.850	49.180	41.387	125.2	18:28:06.417	11		5:48.332	4:20.759	46.364	41.209	164.8	18:55:13.207
2		1:56.988	33.461	45.279	38.248	238.4	18:30:03.405	12		1:58.808	34.254	45.674	38.880	236.8	18:57:12.015
3		1:55.996	33.216	44.933	37.847	239.4	18:31:59.401	13			45.934	1:14.562		206.5	
4		1:57.572	33.678	45.353	38.541	233.7	18:33:56.973	13							
5		2:04.862	P 33.781	45.065	46.016	240.0	18:36:01.835	13							
6		6:20.518	4:49.098	50.731	40.689	104.2	18:42:22.353	13							
7		2:08.974	37.120	51.079	40.775	236.8	18:44:31.327	13							
8		1:55.166	33.227	44.160	37.779	238.4	18:46:26.493	13							
9		1:56.726	33.567	44.668	38.491	237.8	18:48:23.219	13							
10		1:56.375	33.666	44.367	38.342	236.3	18:50:19.594	13							
11		2:05.951	P 34.538	45.500	45.913	240.0	18:52:25.545	13							
12			1:26.916	45.405		151.2		13							

223 Mattias Vahtel Honda Civic Type R FK7 TCR
ALM Honda Racing Team

Lap	D	Time	Sector 1	Sector 2	Sector 3	T. Spd	Elapsed	Lap	D	Time	Sector 1	Sector 2	Sector 3	T. Spd	Elapsed
1		18:28:20.799	18:26:48.830	52.341	39.628	150.0	18:28:20.799	1		18:28:08.191	18:26:38.759	48.271	41.161	154.9	18:28:08.191
2		1:57.845	34.021	45.311	38.513	228.3	18:30:18.644	2		1:57.044	33.748	44.924	38.372	236.8	18:30:05.235
3		2:09.518	P 34.093	46.162	49.263	229.2	18:32:28.162	3		1:57.334	33.785	45.094	38.455	236.8	18:32:02.569
4		3:51.824	2:18.588	50.548	42.688	129.4	18:36:19.986	4		1:57.787	34.116	45.231	38.440	237.3	18:34:00.356
5		1:58.014	33.910	45.486	38.618	234.7	18:38:18.000	5		2:04.177	P 34.173	45.586	44.418	236.3	18:36:04.533
6		1:59.588	33.999	45.390	40.199	233.7	18:40:17.588	6		3:58.147	2:32.663	46.817	38.667	168.2	18:40:02.680
7		2:14.898	P 35.379	49.697	49.822	232.2	18:42:32.486	7		1:55.234	33.323	44.224	37.687	235.8	18:41:57.914
8		5:01.406	3:36.803	45.706	38.897	166.4	18:47:33.892	8		2:00.348	P 33.421	44.665	42.262	235.2	18:43:58.262
9		1:58.380	34.080	45.629	38.671	231.7	18:49:32.272	9		3:41.072	2:16.808	45.455	38.809	159.7	18:47:39.334
10		2:01.791	34.318	45.327	42.146	232.7	18:51:34.063	10		1:56.371	33.614	44.664	38.093	235.2	18:49:35.705
11		2:00.386	34.460	47.023	38.903	231.7	18:53:34.449	11		1:56.708	33.568	44.847	38.293	236.8	18:51:32.413
12			38.442	1:03.719		234.7		12		1:56.868	33.764	44.828	38.276	235.8	18:53:29.281

226 Francisco Mora CUPRA TCR
Velo Motorsport

Lap	D	Time	Sector 1	Sector 2	Sector 3	T. Spd	Elapsed
1		18:28:08.191	18:26:38.759	48.271	41.161	154.9	18:28:08.191
2		1:57.044	33.748	44.924	38.372	236.8	18:30:05.235
3		1:57.334	33.785	45.094	38.455	236.8	18:32:02.569
4		1:57.787	34.116	45.231	38.440	237.3	18:34:00.356
5		2:04.177	P 34.173	45.586	44.418	236.3	18:36:04.533
6		3:58.147	2:32.663	46.817	38.667	168.2	18:40:02.680
7		1:55.234	33.323	44.224	37.687	235.8	18:41:57.914
8		2:00.348	P 33.421	44.665	42.262	235.2	18:43:58.262
9		3:41.072	2:16.808	45.455	38.809	159.7	18:47:39.334
10		1:56.371	33.614	44.664	38.093	235.2	18:49:35.705
11		1:56.708	33.568	44.847	38.293	236.8	18:51:32.413
12		1:56.868	33.764	44.828	38.276	235.8	18:53:29.281
13		1:56.996	33.714	44.915	38.367	236.3	18:55:26.277
14			34.246	45.513		236.3	



Circuito de Barcelona

TCR Europe

Free Practice - 2

Best Sectors Results



Sector - 1				Sector - 2				Sector - 3				Ideal Lap vs Best Lap				
Clas	Nº	Driver	Time	Nº	Driver	Time	Nº	Driver	Time	Clas	Nº	Driver	Ideal Lap	Best Lap	Clas	
1	55	Santiago Urrutia	32.842	9	Josh Files	43.923	55	Santiago Urrutia	37.080	1	55	Santiago Urrutia	1:53.851	1:53.960	1	
2	12	Nelson Panciatici	32.869	55	Santiago Urrutia	43.929	123	Daniel Lloyd	37.376	2	9	Josh Files	1:54.320	1:54.377	2	
3	19	Andreas Bäckman	32.870	24	Julien Briché	43.930	24	Julien Briché	37.423	3	19	Andreas Bäckman	1:54.390	1:54.637	6	
4	9	Josh Files	32.905	100	Jack Young	43.968	70	Mat'o Homola	37.440	4	58	Dominik Baumann	1:54.442	1:54.442	3	
5	58	Dominik Baumann	32.930	16	Gilles Magnus	44.014	112	Jimmy Clairet	37.462	5	12	Nelson Panciatici	1:54.501	1:54.501	4	
6	26	Jessica Bäckman	32.979	12	Nelson Panciatici	44.022	100	Jack Young	37.474	6	24	Julien Briché	1:54.515	1:54.556	5	
7	25	Natan Bihel	33.025	58	Dominik Baumann	44.025	19	Andreas Bäckman	37.486	7	100	Jack Young	1:54.605	1:54.825	12	
8	12	Daniel Lloyd	33.081	19	Andreas Bäckman	44.034	58	Dominik Baumann	37.487	8	123	Daniel Lloyd	1:54.634	1:54.695	7	
9	11	Jimmy Clairet	33.111	70	Mat'o Homola	44.065	9	Josh Files	37.492	9	70	Mat'o Homola	1:54.645	1:54.723	8	
10	70	Mat'o Homola	33.140	88	Maxime Potty	44.103	111	Teddy Clairet	37.545	10	112	Jimmy Clairet	1:54.717	1:54.782	9	
11	11	Teddy Clairet	33.150	45	Gianni Morbidelli	44.128	26	Jessica Bäckman	37.554	11	26	Jessica Bäckman	1:54.760	1:54.808	11	
12	24	Julien Briché	33.162	112	Jimmy Clairet	44.144	27	John Filippi	37.567	12	16	Gilles Magnus	1:54.786	1:54.786	10	
13	10	Jack Young	33.163	111	Teddy Clairet	44.155	16	Gilles Magnus	37.574	13	111	Teddy Clairet	1:54.850	1:55.001	13	
14	45	Gianni Morbidelli	33.183	216	Evgeni Leonov	44.160	67	Zsolt Dávid Szabó	37.595	14	45	Gianni Morbidelli	1:54.908	1:55.005	14	
15	16	Gilles Magnus	33.198	123	Daniel Lloyd	44.177	45	Gianni Morbidelli	37.597	15	88	Maxime Potty	1:54.933	1:55.008	15	
16	27	John Filippi	33.213	226	Francisco Mora	44.224	88	Maxime Potty	37.609	16	27	John Filippi	1:55.011	1:55.191	17	
17	21	Evgeni Leonov	33.216	26	Jessica Bäckman	44.227	12	Nelson Panciatici	37.610	17	216	Evgeni Leonov	1:55.155	1:55.166	16	
18	88	Maxime Potty	33.221	17	Martin Ryba	44.230	8	Luca Engstler	37.615	18	25	Natan Bihel	1:55.213	1:55.213	18	
19	96	Abdulla Ali Al-Khelaifi	33.270	27	John Filippi	44.231	226	Francisco Mora	37.687	19	226	Francisco Mora	1:55.234	1:55.234	19	
20	10	Viktor Davidovski	33.318	10	Viktor Davidovski	44.238	50	Tom Coronel	37.738	20	96	Abdulla Ali Al-Khelaifi	1:55.415	1:55.415	20	
21	22	Francisco Mora	33.323	96	Abdulla Ali Al-Khelaifi	44.265	30	Luca Filippi	37.741	21	17	Martin Ryba	1:55.485	1:55.589	23	
22	50	Tom Coronel	33.371	25	Natan Bihel	44.347	216	Evgeni Leonov	37.779	22	10	Viktor Davidovski	1:55.517	1:55.521	21	
23	46	Olli Kangas	33.375	30	Luca Filippi	44.427	25	Natan Bihel	37.841	23	30	Luca Filippi	1:55.545	1:55.545	22	
24	30	Luca Filippi	33.377	7	Aurélien Comte	44.437	17	Martin Ryba	37.850	24	7	Aurélien Comte	1:55.727	1:55.727	24	
25	17	Martin Ryba	33.405	46	Olli Kangas	44.548	7	Aurélien Comte	37.873	25	67	Zsolt Dávid Szabó	1:55.755	1:56.405	30	
26	67	Zsolt Dávid Szabó	33.407	23	Tamás Tenke	44.579	96	Abdulla Ali Al-Khelaifi	37.880	26	50	Tom Coronel	1:55.769	1:55.837	25	
27	7	Aurélien Comte	33.417	5	Alex Morgan	44.634	204	Robin Vaks	37.914	27	8	Luca Engstler	1:55.993	1:56.354	29	
28	5	Alex Morgan	33.467	50	Tom Coronel	44.660	5	Alex Morgan	37.928	28	5	Alex Morgan	1:56.029	1:56.223	27	
29	21	Marie Baus-Coppens	33.628	8	Luca Engstler	44.685	23	Tamás Tenke	37.947	29	46	Olli Kangas	1:56.061	1:56.203	26	
30	8	Luca Engstler	33.693	67	Zsolt Dávid Szabó	44.753	10	Viktor Davidovski	37.961	30	23	Tamás Tenke	1:56.251	1:56.251	28	
31	23	Tamás Tenke	33.725	21	Marie Baus-Coppens	44.918	46	Olli Kangas	38.138	31	21	Marie Baus-Coppens	1:56.722	1:56.947	31	
32	20	Robin Vaks	33.755	204	Robin Vaks	45.054	21	Marie Baus-Coppens	38.176	32	204	Robin Vaks	1:56.723	1:56.986	32	
33	22	Mattias Vahtel	33.910	66	Gilles Colombani	45.130	224	Gustavo Moura	38.493	33	66	Gilles Colombani	1:57.591	1:57.815	33	
34	66	Gilles Colombani	33.961	224	Gustavo Moura	45.259	66	Gilles Colombani	38.500	34	223	Mattias Vahtel	1:57.734	1:57.845	34	
35	22	Gustavo Moura	34.029	223	Mattias Vahtel	45.311	223	Mattias Vahtel	38.513	35	224	Gustavo Moura	1:57.781	1:58.321	35	



Circuito de Barcelona

TCR Europe

Free Practice - 2

Best 5 Lap Times



Cls	Nº	Driver	Nat	Team	Nat	Vehicle	Best 1		Best 2		Best 3		Best 4		Best 5	
							Time	Lap	Time	Lap	Time	Lap	Time	Lap	Time	Lap
1	55	Santiago Urrutia	URU	Team WRT	URU	Audi RS 3 LMS	1:53.960	9	1:54.287	10	1:55.052	3	1:55.227	6	1:55.403	2
2	9	Josh Files	GBR	Target Competition	GBR	Hyundai i30 N TCR	1:54.377	6	1:54.617	7	1:56.716	3	2:01.612	2	2:06.365	4
3	58	Dominik Baumann	AUT	Target Competition	AUT	Hyundai i30 N TCR	1:54.442	9	1:55.646	4	1:55.830	6	1:56.131	5	2:03.028	11
4	12	Nelson Panciatici	FRA	M Racing	FRA	Hyundai i30 N TCR	1:54.501	10	1:55.141	2	1:55.349	3	2:00.122	7	2:02.428	4
5	24	Julien Briché	FRA	JSB Compétition	FRA	Peugeot 308 TCR	1:54.556	7	1:54.691	8	1:54.894	11	1:56.315	4	1:56.770	3
6	19	Andreas Bäckman	SW	Target Competition	SW	Hyundai i30 N TCR	1:54.637	11	1:54.750	9	1:54.779	6	1:54.881	5	1:57.939	2
7	123	Daniel Lloyd	GBR	Brutal Fish Racing Team	GBR	Honda Civic Type R FK7 TCR	1:54.695	9	1:55.343	3	1:55.718	2	1:55.989	6	2:00.976	7
8	70	Mat'o Homola	SVK	Target Competition	SVK	Hyundai i30 N TCR	1:54.723	11	1:55.041	12	1:55.957	4	1:56.074	5	1:56.239	6
9	112	Jimmy Claret	FRA	Team Claret Sport	FRA	Peugeot 308 TCR	1:54.782	10	1:54.994	5	1:55.247	6	1:55.625	7	1:56.005	2
10	16	Gilles Magnus	BEL	Comtoy Racing	BEL	Audi RS 3 LMS	1:54.786	13	1:55.446	3	1:55.571	4	1:55.820	2	1:55.850	5
11	26	Jessica Bäckman	SW	Target Competition	SW	Hyundai i30 N TCR	1:54.808	11	1:55.263	10	1:55.627	6	1:55.699	7	1:55.844	5
12	100	Jack Young	GBR	Vuković Motorsport	GBR	Renault Mégane RS	1:54.825	12	1:55.162	8	1:55.828	9	1:56.370	5	1:56.872	4
13	111	Teddy Claret	FRA	Team Claret Sport	FRA	Peugeot 308 TCR	1:55.001	5	1:55.098	9	1:55.545	6	1:56.836	10	1:56.843	2
14	45	Gianni Morbidelli	ITA	WestCoast Racing	ITA	Volkswagen Golf GTI TCR	1:55.005	11	1:55.085	12	1:55.736	3	1:55.905	2	1:56.064	4
15	88	Maxime Potty	BEL	Team WRT	BEL	Volkswagen Golf GTI TCR	1:55.008	8	1:56.165	5	1:56.244	4	1:59.197	9	2:00.164	2
16	216	Evgeni Leonov	ESP	Tecnicars Racing Team	ESP	CUPRA TCR	1:55.166	8	1:55.996	3	1:56.375	10	1:56.726	9	1:56.988	2
17	27	John Filippi	FRA	PCR Sport	FRA	CUPRA TCR	1:55.191	9	1:55.251	10	1:55.497	5	1:55.716	4	1:55.979	6
18	25	Natan Bihel	FRA	M Racing	FRA	Hyundai i30 N TCR	1:55.213	12	1:56.755	3	1:57.488	2	1:58.023	4	1:58.058	7
19	226	Francisco Mora	PRT	Veloso Motorsport	PRT	CUPRA TCR	1:55.234	7	1:56.371	10	1:56.708	11	1:56.868	12	1:56.996	13
20	96	Abdulla Ali Al-	QAT	QMMF Racing by PCR Sport	QAT	CUPRA TCR	1:55.415	12	1:55.822	14	1:56.813	13	1:56.835	7	1:57.043	9
21	10	Viktor Davidovski	MKD	PSS Racing Team	MKD	Honda Civic Type R FK7 TCR	1:55.521	9	1:55.959	10	1:56.943	11	1:56.985	5	1:57.143	6
22	30	Luca Filippi	ITA	BRC Racing Team	ITA	Hyundai i30 N TCR	1:55.545	7	1:55.898	10	1:56.111	4	1:56.121	11	1:56.247	3
23	17	Martin Ryba	SVK	Brutal Fish Racing Team	SVK	Honda Civic Type R FK7 TCR	1:55.589	8	1:55.830	7	1:56.648	3	1:56.762	13	1:57.212	11
24	7	Aurélien Comte	FRA	DG Sport Compétition	FRA	Peugeot 308 TCR	1:55.727	10	1:56.134	2	1:56.603	11	1:56.614	3	1:56.641	6
25	50	Tom Coronel	NED	Boutsen Ginion Racing	NLD	Honda Civic Type R FK7 TCR	1:55.837	11	1:56.326	7	1:56.440	3	1:56.647	2	1:59.255	6
26	46	Olli Kangas	FIN	WestCoast Racing	FIN	Volkswagen Golf GTI TCR	1:56.203	10	1:56.236	11	1:56.633	9	1:57.015	2	1:57.020	3
27	5	Alex Morgan	GBR	Wolf-Power Racing	GBR	CUPRA TCR	1:56.223	2	1:56.308	4	1:56.488	3	1:56.813	6	1:56.932	11
28	23	Tamás Tenke	HUN	Zengő Motorsport	HUN	CUPRA TCR	1:56.251	5	1:56.490	4	1:58.101	8	2:01.205	11	2:04.086	7
29	8	Luca Engstler	GER	M1RA Motorsport	GER	Hyundai i30 N TCR	1:56.354	9	1:56.409	3	1:56.526	8	1:56.690	7	2:05.064	4
30	67	Zsolt Dávid Szabó	HUN	M1RA Motorsport	HUN	Hyundai i30 N TCR	1:56.405	5	1:56.505	6	1:57.270	9	1:57.304	7	1:57.766	8
31	21	Marie Baus-	FRA	JSB Compétition	FRA	CUPRA TCR	1:56.947	6	1:57.161	8	1:57.608	7	1:57.781	11	1:57.945	9
32	204	Robin Vaks	EST	ALM Honda Racing	EST	Honda Civic Type R FK7 TCR	1:56.986	3	1:57.253	4	1:57.510	8	1:57.559	7	2:00.322	9
33	66	Gilles Colombani	FRA	Team Claret Sport	FRA	Peugeot 308 TCR	1:57.815	8	1:58.645	14	1:58.662	13	1:58.956	11	1:59.136	9
34	223	Mattias Vahtel	EST	ALM Honda Racing	EST	Honda Civic Type R FK7 TCR	1:57.845	2	1:58.014	5	1:58.380	9	1:59.588	6	2:00.386	11
35	224	Gustavo Moura	PRT	Team Novadrivier	PRT	Audi RS 3 LMS	1:58.321	8	1:58.808	12	1:58.854	4	1:59.001	9	1:59.213	2





Circuito de Barcelona

TCR Europe

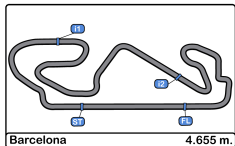
Free Practice - 2

Best 5 Top Speeds



Cls	Nº	Driver	Nat	Team	Nat	Vehicle	Top 1		Top 2		Top 3		Top 4		Top 5		Avg
							Km/h	Lap	Km/h	Lap	Km/h	Lap	Km/h	Lap	Km/h	Lap	
1	55	Santiago Urrutia	URU	Team WRT	URU	Audi RS 3 LMS	245.4	4	244.3	3	243.2	7	243.2	10	242.6	2	243.7
2	100	Jack Young	GBR	Vuković Motorsport	GBR	Renault Mégane RS	244.8	9	244.8	10	244.8	13	242.6	2	242.6	8	244.0
3	26	Jessica Bäckman	SW	Target Competition	SW	Hyundai i30 N TCR	244.3	8	242.6	11	242.6	12	242.1	3	242.1	7	242.8
4	111	Teddy Clairet	FRA	Team Clairet Sport	FRA	Peugeot 308 TCR	244.3	7	241.6	6	240.0	5	239.4	11	238.9	2	240.8
5	19	Andreas Bäckman	SW	Target Competition	SW	Hyundai i30 N TCR	243.7	3	243.2	7	242.1	11	242.1	12	241.0	2	242.4
6	25	Natan Bihel	FRA	M Racing	FRA	Hyundai i30 N TCR	243.7	2	243.2	3	241.0	7	240.5	12	240.0	4	241.7
7	5	Alex Morgan	GBR	Wolf-Power Racing	GBR	CUPRA TCR	242.6	8	239.4	7	239.4	12	238.9	11	238.9	13	239.9
8	112	Jimmy Clairet	FRA	Team Clairet Sport	FRA	Peugeot 308 TCR	242.6	7	241.0	6	239.4	3	239.4	11	238.4	2	240.2
9	16	Gilles Magnus	BEL	Comtoy Racing	BEL	Audi RS 3 LMS	242.1	9	240.5	10	240.5	13	239.4	2	238.9	6	240.3
10	27	John Filippi	FRA	PCR Sport	FRA	CUPRA TCR	242.1	2	238.4	10	237.3	7	236.3	6	235.8	11	238.0
11	12	Nelson Panciatici	FRA	M Racing	FRA	Hyundai i30 N TCR	241.0	3	241.0	5	240.5	4	240.0	7	240.0	8	240.5
12	46	Olli Kangas	FIN	WestCoast Racing	FIN	Volkswagen Golf GTI TCR	240.5	2	238.9	4	237.3	11	236.8	9	235.8	12	237.8
13	50	Tom Coronel	NED	Boutsen Ginion Racing	NLD	Honda Civic Type R FK7 TCR	240.5	4	238.9	7	238.4	3	237.3	11	237.3	12	238.5
14	58	Dominik Baumann	AUT	Target Competition	AUT	Hyundai i30 N TCR	240.5	6	240.0	11	239.4	7	238.9	5	237.8	4	239.3
15	67	Zsolt Dávid Szabó	HUN	M1RA Motorsport	HUN	Hyundai i30 N TCR	240.5	8	237.3	5	237.3	7	237.3	9	236.3	6	237.7
16	10	Viktor Davidovski	MKD	PSS Racing Team	MKD	Honda Civic Type R FK7 TCR	240.0	5	240.0	11	238.4	3	236.8	12	236.3	2	238.3
17	96	Abdulla Ali Al-	QAT	QMMF Racing by PCR Sport	QAT	CUPRA TCR	240.0	4	238.9	7	238.9	13	238.4	9	237.8	5	238.8
18	216	Evgeni Leonov	ESP	Tecnicars Racing Team	ESP	CUPRA TCR	240.0	5	240.0	11	239.4	3	238.4	2	238.4	8	239.2
19	9	Josh Files	GBR	Target Competition	GBR	Hyundai i30 N TCR	239.4	7	238.9	3	237.3	6	234.2	2	233.7	4	236.7
20	24	Julien Briché	FRA	JSB Compétition	FRA	Peugeot 308 TCR	239.4	9	238.4	8	237.3	5	237.3	11	237.3	12	237.9
21	70	Mat'o Homola	SVK	Target Competition	SVK	Hyundai i30 N TCR	239.4	5	238.9	6	238.4	4	238.4	8	238.4	13	238.7
22	88	Maxime Potty	BEL	Team WRT	BEL	Volkswagen Golf GTI TCR	238.9	9	236.8	4	236.3	6	235.8	8	235.2	5	236.6
23	224	Gustavo Moura	PRT	Team Novadrivier	PRT	Audi RS 3 LMS	238.9	2	237.8	3	236.8	9	236.8	12	236.3	4	237.3
24	17	Martin Ryba	SVK	Brutal Fish Racing Team	SVK	Honda Civic Type R FK7 TCR	238.4	12	236.8	5	235.8	4	235.2	3	235.2	11	236.3
25	45	Gianni Morbidelli	ITA	WestCoast Racing	ITA	Volkswagen Golf GTI TCR	238.4	3	238.4	12	237.8	2	237.8	4	237.3	8	237.9
26	66	Gilles Colombani	FRA	Team Clairet Sport	FRA	Peugeot 308 TCR	238.4	11	237.3	13	236.3	10	235.2	4	235.2	12	236.5
27	30	Luca Filippi	ITA	BRC Racing Team	ITA	Hyundai i30 N TCR	237.8	11	236.3	4	236.3	8	236.3	10	234.2	3	236.2
28	21	Marie Baus-	FRA	JSB Compétition	FRA	CUPRA TCR	237.3	9	236.8	2	236.8	7	236.8	8	236.8	10	236.9
29	23	Tamás Tenke	HUN	Zengő Motorsport	HUN	CUPRA TCR	237.3	11	236.3	9	235.8	12	235.2	8	233.7	5	235.7
30	204	Robin Vaks	EST	ALM Honda Racing	EST	Honda Civic Type R FK7 TCR	237.3	7	234.7	8	234.7	10	234.2	9	232.7	5	234.7
31	226	Francisco Mora	PRT	Veloso Motorsport	PRT	CUPRA TCR	237.3	4	236.8	2	236.8	3	236.8	11	236.3	5	236.8
32	7	Aurélien Comte	FRA	DG Sport Compétition	FRA	Peugeot 308 TCR	236.3	2	235.2	8	234.7	3	233.7	7	233.7	10	234.7
33	8	Luca Engstler	GER	M1RA Motorsport	GER	Hyundai i30 N TCR	235.8	4	233.2	3	231.7	9	230.2	8	229.2	10	232.0
34	123	Daniel Lloyd	GBR	Brutal Fish Racing Team	GBR	Honda Civic Type R FK7 TCR	235.8	10	235.2	7	234.7	3	234.7	6	234.7	9	235.0
35	223	Mattias Vahtel	EST	ALM Honda Racing	EST	Honda Civic Type R FK7 TCR	234.7	5	234.7	12	233.7	6	232.7	10	232.2	7	233.6





Circuito de Barcelona
 TCR Europe
 Free Practice - 2
 Fastest Laps Sequence



Lap	Time of Day	Session Time	Nº	Driver	Nat	Team	Nat	Vehicle	Time	Km/h
2	18:29:25.201	24:25.201	70	Mat'o Homola	SVK	Target Competition	SVK	Hyundai i30 N TCR	1:56.800	143.4
2	18:29:29.076	24:29.076	55	Santiago Urrutia	URU	Team WRT	URU	Audi RS 3 LMS	1:55.403	145.2
2	18:29:49.387	24:49.387	12	Nelson Panciatici	FRA	M Racing	FRA	Hyundai i30 N TCR	1:55.141	145.5
3	18:31:24.128	26:24.128	55	Santiago Urrutia	URU	Team WRT	URU	Audi RS 3 LMS	1:55.052	145.6
5	18:37:13.280	32:13.280	19	Andreas Bäckma	SWE	Target Competition	SWE	Hyundai i30 N TCR	1:54.881	145.8
6	18:39:08.059	34:08.059	19	Andreas Bäckma	SWE	Target Competition	SWE	Hyundai i30 N TCR	1:54.779	146.0
6	18:39:32.745	34:32.745	9	Josh Files	GBR	Target Competition	GBR	Hyundai i30 N TCR	1:54.377	146.5
9	18:49:53.413	44:53.413	55	Santiago Urrutia	URU	Team WRT	URU	Audi RS 3 LMS	1:53.960	147.0





Circuit de Barcelona

TCR Europe

Free Practice - 2

Event Best Maximum Speed



Nº	Driver	Nat	Team	Nat	Vehicle	Km/h	Session
27	John Filippi	FRA	PCR Sport	FRA	CUPRA TCR	245.4	Free Practice - 1
55	Santiago Urrutia	URU	Team WRT	URU	Audi RS 3 LMS	245.4	Free Practice - 2
100	Jack Young	GBR	Vuković Motorsport	GBR	Renault Mégane RS	244.8	Free Practice - 2
111	Teddy Clairet	FRA	Team Clairet Sport	FRA	Peugeot 308 TCR	244.3	Free Practice - 2
26	Jessica Bäckman	SWE	Target Competition	SWE	Hyundai i30 N TCR	244.3	Free Practice - 2
25	Natan Bihel	FRA	M Racing	FRA	Hyundai i30 N TCR	243.7	Free Practice - 2
19	Andreas Bäckma	SWE	Target Competition	SWE	Hyundai i30 N TCR	243.7	Free Practice - 2
24	Julien Briché	FRA	JSB Compétition	FRA	Peugeot 308 TCR	242.6	Free Practice - 1
112	Jimmy Clairet	FRA	Team Clairet Sport	FRA	Peugeot 308 TCR	242.6	Free Practice - 2
5	Alex Morgan	GBR	Wolf-Power Racing	GBR	CUPRA TCR	242.6	Free Practice - 2
16	Gilles Magnus	BEL	Comtoy Racing	BEL	Audi RS 3 LMS	242.1	Free Practice - 2
88	Maxime Potty	BEL	Team WRT	BEL	Volkswagen Golf GTI TCR	241.0	Free Practice - 1
96	Abdulla Ali Al-Kh	QAT	QMMF Racing by PCR Sport	QAT	CUPRA TCR	241.0	Free Practice - 1
12	Nelson Panciatici	FRA	M Racing	FRA	Hyundai i30 N TCR	241.0	Free Practice - 2
46	Olli Kangas	FIN	WestCoast Racing	FIN	Volkswagen Golf GTI TCR	240.5	Free Practice - 2
50	Tom Coronel	NLD	Boutsen Ginion Racing	NED	Honda Civic Type R FK7 TCR	240.5	Free Practice - 2
58	Dominik Bauman	AUT	Target Competition	AUT	Hyundai i30 N TCR	240.5	Free Practice - 2
67	Zsolt Dávid Szab	HUN	M1RA Motorsport	HUN	Hyundai i30 N TCR	240.5	Free Practice - 2
45	Gianni Morbidelli	ITA	WestCoast Racing	ITA	Volkswagen Golf GTI TCR	240.0	Free Practice - 1
216	Evgeni Leonov	ESP	Tecnicars Racing Team	ESP	CUPRA TCR	240.0	Free Practice - 2
10	Viktor Davidovski	MKD	PSS Racing Team	MKD	Honda Civic Type R FK7 TCR	240.0	Free Practice - 2
70	Mat'ó Homola	SVK	Target Competition	SVK	Hyundai i30 N TCR	239.4	Free Practice - 2
9	Josh Files	GBR	Target Competition	GBR	Hyundai i30 N TCR	239.4	Free Practice - 2
224	Gustavo Moura	PRT	Team Novadrivier	PRT	Audi RS 3 LMS	238.9	Free Practice - 2
123	Daniel Lloyd	GBR	Brutal Fish Racing Team	GBR	Honda Civic Type R FK7 TCR	238.4	Free Practice - 1
66	Gilles Colombani	FRA	Team Clairet Sport	FRA	Peugeot 308 TCR	238.4	Free Practice - 2
17	Martin Ryba	SVK	Brutal Fish Racing Team	SVK	Honda Civic Type R FK7 TCR	238.4	Free Practice - 2
30	Luca Filippi	ITA	BRC Racing Team	ITA	Hyundai i30 N TCR	237.8	Free Practice - 2
226	Francisco Mora	PRT	Veloso Motorsport	PRT	CUPRA TCR	237.3	Free Practice - 2
21	Marie Baus-Copp	FRA	JSB Compétition	FRA	CUPRA TCR	237.3	Free Practice - 2
204	Robin Vaks	EST	ALM Honda Racing	EST	Honda Civic Type R FK7 TCR	237.3	Free Practice - 2
23	Tamás Tenke	HUN	Zengő Motorsport	HUN	CUPRA TCR	237.3	Free Practice - 2
7	Aurélien Comte	FRA	DG Sport Compétition	FRA	Peugeot 308 TCR	236.3	Free Practice - 1
8	Luca Engstler	GER	M1RA Motorsport	GER	Hyundai i30 N TCR	235.8	Free Practice - 2
223	Mattias Vahtel	EST	ALM Honda Racing	EST	Honda Civic Type R FK7 TCR	234.7	Free Practice - 2





Circuito de Barcelona
TCR Europe
Free Practice - 2
Pit Stop Analysis



5 Alex Morgan Cupra Wolf-Power Racing
 CUPRA TCR

Nr.	In Day Time	In Time	Out Time	Pit Time	T. Pit Time	Handicap	Penalty
1	18:44:08.777	18:44:08.777	18:45:34.936	1:26.159	1:26.159		

7 Aurélien Comte Peugeot DG Sport Compétition
 Peugeot 308 TCR

Nr.	In Day Time	In Time	Out Time	Pit Time	T. Pit Time	Handicap	Penalty
1	18:33:58.674	18:33:58.674	18:36:53.505	2:54.831	2:54.831		
2	18:44:55.330	18:44:55.330	18:46:53.502	1:58.172	4:53.003		

8 Luca Engstler Hyundai MIRA Motorsport
 Hyundai i30 N TCR

Nr.	In Day Time	In Time	Out Time	Pit Time	T. Pit Time	Handicap	Penalty
1	18:27:37.352	18:27:37.352	18:29:54.201	2:16.849	2:16.849		
2	18:36:00.177	18:36:00.177	18:37:42.853	1:42.676	3:59.525		
3	18:39:46.297	18:39:46.297	18:46:47.248	7:00.951	11:00.476		

9 Josh Files Hyundai Target Competition
 Hyundai i30 N TCR

Nr.	In Day Time	In Time	Out Time	Pit Time	T. Pit Time	Handicap	Penalty
1	18:33:27.769	18:33:27.769	18:35:31.964	2:04.195	2:04.195		

10 Viktor Davidovski Honda PSS Racing Team
 Honda Civic Type R FK7 TCR

Nr.	In Day Time	In Time	Out Time	Pit Time	T. Pit Time	Handicap	Penalty
1	18:32:08.830	18:32:08.830	18:34:19.973	2:11.143	2:11.143		
2	18:42:13.405	18:42:13.405	18:44:22.934	2:09.529	4:20.672		

12 Nelson Panciatici Hyundai M Racing
 Hyundai i30 N TCR

Nr.	In Day Time	In Time	Out Time	Pit Time	T. Pit Time	Handicap	Penalty
1	18:35:50.666	18:35:50.666	18:39:33.507	3:42.841	3:42.841		
2	18:45:40.592	18:45:40.592	18:50:16.508	4:35.916	8:18.757		

16 Gilles Magnus Audi Comtoyou Racing
 Audi RS 3 LMS

Nr.	In Day Time	In Time	Out Time	Pit Time	T. Pit Time	Handicap	Penalty
1	18:37:21.476	18:37:21.476	18:38:16.839	55.363	55.363		
2	18:48:24.992	18:48:24.992	18:51:25.437	3:00.445	3:55.808		

17 Martin Ryba Honda Brutal Fish Racing Team
 Honda Civic Type R FK7 TCR

Nr.	In Day Time	In Time	Out Time	Pit Time	T. Pit Time	Handicap	Penalty
1	18:35:57.541	18:35:57.541	18:37:36.791	1:39.250	1:39.250		
2	18:45:32.795	18:45:32.795	18:46:49.595	1:16.800	2:56.050		

19 Andreas Bäckman Hyundai Target Competition
 Hyundai i30 N TCR

Nr.	In Day Time	In Time	Out Time	Pit Time	T. Pit Time	Handicap	Penalty
1	18:31:33.703	18:31:33.703	18:33:07.815	1:34.112	1:34.112		
2	18:41:07.119	18:41:07.119	18:42:40.098	1:32.979	3:07.091		
3	18:52:55.642	18:52:55.642	18:54:44.781	1:49.139	4:56.230		

21 Marie Baus-Coppens Cupra JSB Compétition
 CUPRA TCR

Nr.	In Day Time	In Time	Out Time	Pit Time	T. Pit Time	Handicap	Penalty
1	18:34:51.857	18:34:51.857	18:36:42.060	1:50.203	1:50.203		

23 Tamás Tenke Cupra Zengő Motorsport
 CUPRA TCR

Nr.	In Day Time	In Time	Out Time	Pit Time	T. Pit Time	Handicap	Penalty
1	18:31:16.887	18:31:16.887	18:34:02.920	2:46.033	2:46.033		
2	18:48:38.471	18:48:38.471	18:50:25.764	1:47.293	4:33.326		

24 Julien Briché Peugeot JSB Compétition
 Peugeot 308 TCR

Nr.	In Day Time	In Time	Out Time	Pit Time	T. Pit Time	Handicap	Penalty
1	18:36:45.499	18:36:45.499	18:39:55.309	3:09.810	3:09.810		
2	18:48:12.753	18:48:12.753	18:50:32.381	2:19.628	5:29.438		

25 Natan Bihel Hyundai M Racing
 Hyundai i30 N TCR

Nr.	In Day Time	In Time	Out Time	Pit Time	T. Pit Time	Handicap	Penalty
1	18:35:37.604	18:35:37.604	18:38:33.576	2:55.972	2:55.972		
2	18:46:51.701	18:46:51.701	18:49:52.666	3:00.965	5:56.937		

26 Jessica Bäckman Hyundai Target Competition
 Hyundai i30 N TCR

Nr.	In Day Time	In Time	Out Time	Pit Time	T. Pit Time	Handicap	Penalty
1	18:31:31.082	18:31:31.082	18:32:57.522	1:26.440	1:26.440		
2	18:42:51.883	18:42:51.883	18:44:16.064	1:24.181	2:50.621		
3	18:52:10.359	18:52:10.359	18:52:34.736	24.377	3:14.998		

27 John Filippi Cupra PCR Sport
 CUPRA TCR

Nr.	In Day Time	In Time	Out Time	Pit Time	T. Pit Time	Handicap	Penalty
1	18:30:01.376	18:30:01.376	18:31:41.373	1:39.997	1:39.997		
2	18:41:44.946	18:41:44.946	18:50:06.459	8:21.513	10:01.510		

30 Luca Filippi Hyundai BRC Racing Team
 Hyundai i30 N TCR

Nr.	In Day Time	In Time	Out Time	Pit Time	T. Pit Time	Handicap	Penalty
1	18:37:30.843	18:37:30.843	18:40:00.522	2:29.679	2:29.679		
2	18:46:27.058	18:46:27.058	18:50:47.250	4:20.192	6:49.871		

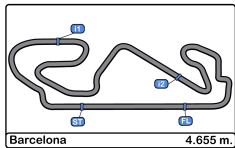
45 Gianni Morbidelli Volkswagen WestCoast Racing
 Volkswagen Golf GTI TCR

Nr.	In Day Time	In Time	Out Time	Pit Time	T. Pit Time	Handicap	Penalty
1	18:35:46.776	18:35:46.776	18:38:21.849	2:35.073	2:35.073		
2	18:46:17.421	18:46:17.421	18:47:39.620	1:22.199	3:57.272		

46 Olli Kangas Volkswagen WestCoast Racing
 Volkswagen Golf GTI TCR

Nr.	In Day Time	In Time	Out Time	Pit Time	T. Pit Time	Handicap	Penalty
1	18:33:51.869	18:33:51.869	18:37:57.307	4:05.438	4:05.438		
2	18:43:54.094	18:43:54.094	18:45:22.996	1:28.902	5:34.340		





Circuito de Barcelona
TCR Europe
Free Practice - 2
Pit Stop Analysis



50 Tom Coronel Honda Boutsen Ginion Racing
Honda Civic Type R FK7 TCR

Nr.	In Day Time	In Time	Out Time	Pit Time	T. Pit Time	Handicap	Penalty
1	18:34:05.972	18:34:05.972	18:35:57.068	1:51.096	1:51.096		
2	18:44:06.327	18:44:06.327	18:45:58.850	1:52.523	3:43.619		

55 Santiago Urrutia Audi Team WRT
Audi RS 3 LMS

Nr.	In Day Time	In Time	Out Time	Pit Time	T. Pit Time	Handicap	Penalty
1	18:33:23.648	18:33:23.648	18:36:03.863	2:40.215	2:40.215		
2	18:41:57.492	18:41:57.492	18:45:56.317	3:58.825	6:39.040		
3	18:53:51.402	18:53:51.402	18:54:29.186	37.784	7:16.824		

58 Dominik Baumann Hyundai Target Competition
Hyundai i30 N TCR

Nr.	In Day Time	In Time	Out Time	Pit Time	T. Pit Time	Handicap	Penalty
1	18:29:39.229	18:29:39.229	18:31:03.146	1:23.917	1:23.917		
2	18:40:49.881	18:40:49.881	18:42:12.400	1:22.519	2:46.436		

66 Gilles Colombani Peugeot Team Clairet Sport
Peugeot 308 TCR

Nr.	In Day Time	In Time	Out Time	Pit Time	T. Pit Time	Handicap	Penalty
1	18:38:57.951	18:38:57.951	18:41:05.525	2:07.574	2:07.574		

67 Zsolt Dávid Szabó Hyundai MIRA Motorsport
Hyundai i30 N TCR

Nr.	In Day Time	In Time	Out Time	Pit Time	T. Pit Time	Handicap	Penalty
1	18:27:49.800	18:27:49.800	18:32:40.004	4:50.204	4:50.204		
2	18:34:50.203	18:34:50.203	18:41:16.973	6:26.770	11:16.974		
3	18:43:18.301	18:43:18.301	18:44:52.641	1:34.340	12:51.314		

70 Mat'o Homola Hyundai Target Competition
Hyundai i30 N TCR

Nr.	In Day Time	In Time	Out Time	Pit Time	T. Pit Time	Handicap	Penalty
1	18:43:09.488	18:43:09.488	18:45:16.408	2:06.920	2:06.920		
2	18:53:12.953	18:53:12.953	18:54:11.608	58.655	3:05.575		

88 Maxime Potty Volkswagen Team WRT
Volkswagen Golf GTI TCR

Nr.	In Day Time	In Time	Out Time	Pit Time	T. Pit Time	Handicap	Penalty
1	18:29:32.425	18:29:32.425	18:36:56.442	7:24.017	7:24.017		
2	18:44:42.930	18:44:42.930	18:48:15.843	3:32.913	10:56.930		
3	18:54:08.763	18:54:08.763	18:54:32.719	23.956	11:20.886		

96 Abdulla Ali Al-Khelaifi Cupra QMMF Racing by PCR Sport
CUPRA TCR

Nr.	In Day Time	In Time	Out Time	Pit Time	T. Pit Time	Handicap	Penalty
1	18:46:05.584	18:46:05.584	18:48:01.234	1:55.650	1:55.650		

100 Jack Young Renault Vuković Motorsport
Renault Mégane RS

Nr.	In Day Time	In Time	Out Time	Pit Time	T. Pit Time	Handicap	Penalty
1	18:38:43.477	18:38:43.477	18:41:03.144	2:19.667	2:19.667		
2	18:49:01.851	18:49:01.851	18:50:48.312	1:46.461	4:06.128		

111 Teddy Clairet Peugeot Team Clairet Sport
Peugeot 308 TCR

Nr.	In Day Time	In Time	Out Time	Pit Time	T. Pit Time	Handicap	Penalty
1	18:31:39.701	18:31:39.701	18:34:00.787	2:21.086	2:21.086		
2	18:42:07.920	18:42:07.920	18:45:51.563	3:43.643	6:04.729		

112 Jimmy Clairet Peugeot Team Clairet Sport
Peugeot 308 TCR

Nr.	In Day Time	In Time	Out Time	Pit Time	T. Pit Time	Handicap	Penalty
1	18:31:43.397	18:31:43.397	18:33:59.039	2:15.642	2:15.642		
2	18:44:07.080	18:44:07.080	18:46:23.475	2:16.395	4:32.037		
3	18:52:41.679	18:52:41.679	18:54:30.176	1:48.497	6:20.534		

123 Daniel Lloyd Honda Brutal Fish Racing Team
Honda Civic Type R FK7 TCR

Nr.	In Day Time	In Time	Out Time	Pit Time	T. Pit Time	Handicap	Penalty
1	18:33:46.895	18:33:46.895	18:36:39.679	2:52.784	2:52.784		
2	18:42:31.431	18:42:31.431	18:45:00.553	2:29.122	5:21.906		

204 Robin Vaks Honda ALM Honda Racing
Honda Civic Type R FK7 TCR

Nr.	In Day Time	In Time	Out Time	Pit Time	T. Pit Time	Handicap	Penalty
1	18:28:16.358	18:28:16.358	18:30:44.876	2:28.518	2:28.518		
2	18:38:37.700	18:38:37.700	18:45:59.876	7:22.176	9:50.694		

216 Evgeni Leonov Cupra Tecnicars Racing Team
CUPRA TCR

Nr.	In Day Time	In Time	Out Time	Pit Time	T. Pit Time	Handicap	Penalty
1	18:35:59.327	18:35:59.327	18:39:57.639	3:58.312	3:58.312		
2	18:52:23.168	18:52:23.168	18:52:54.086	30.918	4:29.230		

223 Mattias Vahtel Honda ALM Honda Racing
Honda Civic Type R FK7 TCR

Nr.	In Day Time	In Time	Out Time	Pit Time	T. Pit Time	Handicap	Penalty
1	18:32:25.768	18:32:25.768	18:34:06.975	1:41.207	1:41.207		
2	18:42:30.106	18:42:30.106	18:45:31.387	3:01.281	4:42.488		

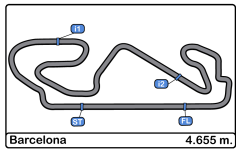
224 Gustavo Moura Audi Team Novadriverr
Audi RS 3 LMS

Nr.	In Day Time	In Time	Out Time	Pit Time	T. Pit Time	Handicap	Penalty
1	18:38:09.354	18:38:09.354	18:40:29.222	2:19.868	2:19.868		
2	18:49:22.498	18:49:22.498	18:53:10.081	3:47.583	6:07.451		

226 Francisco Mora Cupra Veloso Motorsport
CUPRA TCR

Nr.	In Day Time	In Time	Out Time	Pit Time	T. Pit Time	Handicap	Penalty
1	18:36:02.143	18:36:02.143	18:38:00.397	1:58.254	1:58.254		
2	18:43:55.913	18:43:55.913	18:45:27.652	1:31.739	3:29.993		

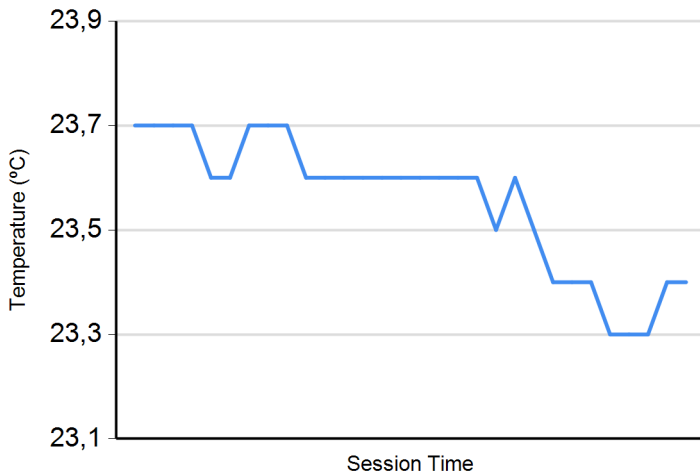




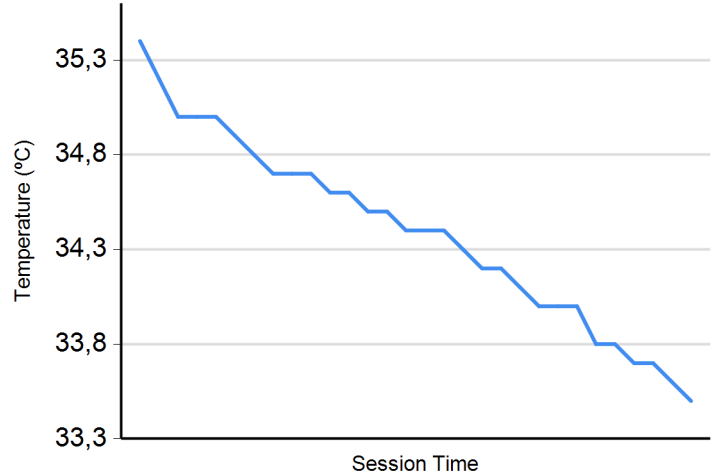
Circuito de Barcelona
TCR Europe
Free Practice - 2
Weather Report



Air Temperature



Track Temperature






Circuito de Barcelona
TCR Europe
Free Practice 1 - 2
Combined Results



Cls	Nº	Driver	Nat	Team	Nat	Vehicle	Laps	Free Practice - 1	Free Practice - 2	Best	Gap	Interval	Km/h		
1	55	Santiago Urrutia	URU	Team WRT	URU	Audi RS 3 LMS	23	1:54.877	11	1:53.960	9	1:53.960	147.0		
2	9	Josh Files	GBR	Target Competition	GBR	Hyundai i30 N TCR	8			1:54.377	6	1:54.377	0.417	0.417	146.5
3	58	Dominik Baumann	AUT	Target Competition	AUT	Hyundai i30 N TCR	20	1:56.160	3	1:54.442	9	1:54.442	0.482	0.065	146.4
4	12	Nelson Panciatici	FRA	M Racing	FRA	Hyundai i30 N TCR	21	1:55.626	7	1:54.501	10	1:54.501	0.541	0.059	146.3
5	24	Julien Briché	FRA	JSB Compétition	FRA	Peugeot 308 TCR	24	1:55.467	2	1:54.556	7	1:54.556	0.596	0.055	146.2
6	19	Andreas Bäckman	SW	Target Competition	SW	Hyundai i30 N TCR	25	1:55.706	5	1:54.637	11	1:54.637	0.677	0.081	146.1
7	16	Gilles Magnus	BEL	Comtoyoy Racing	BEL	Audi RS 3 LMS	25	1:54.640	12	1:54.786	13	1:54.640	0.680	0.003	146.1
8	123	Daniel Lloyd	GBR	Brutal Fish Racing Team	GBR	Honda Civic Type R FK7 TCR	26	1:55.045	13	1:54.695	9	1:54.695	0.735	0.055	146.1
9	70	Mat'o Homola	SVK	Target Competition	SVK	Hyundai i30 N TCR	25	1:56.239	11	1:54.723	11	1:54.723	0.763	0.028	146.0
10	112	Jimmy Clairét	FRA	Team Clairét Sport	FRA	Peugeot 308 TCR	24	1:55.104	2	1:54.782	10	1:54.782	0.822	0.059	145.9
11	26	Jessica Bäckman	SW	Target Competition	SW	Hyundai i30 N TCR	26	1:56.430	5	1:54.808	11	1:54.808	0.848	0.026	145.9
12	100	Jack Young	GBR	Vuković Motorsport	GBR	Renault Mégane RS	25	1:56.595	5	1:54.825	12	1:54.825	0.865	0.017	145.9
13	45	Gianni Morbidelli	ITA	WestCoast Racing	ITA	Volkswagen Golf GTI TCR	25	1:54.982	12	1:55.005	11	1:54.982	1.022	0.157	145.7
14	111	Teddy Clairét	FRA	Team Clairét Sport	FRA	Peugeot 308 TCR	24	1:55.462	2	1:55.001	5	1:55.001	1.041	0.019	145.7
15	88	Maxime Potty	BEL	Team WRT	BEL	Volkswagen Golf GTI TCR	19	1:55.471	2	1:55.008	8	1:55.008	1.048	0.007	145.7
16	216	Evgeni Leonov	ESP	Tecnicars Racing Team	ESP	CUPRA TCR	23	1:56.618	8	1:55.166	8	1:55.166	1.206	0.158	145.5
17	27	John Filippi	FRA	PCR Sport	FRA	CUPRA TCR	23	1:55.770	12	1:55.191	9	1:55.191	1.231	0.025	145.4
18	25	Natan Bihel	FRA	M Racing	FRA	Hyundai i30 N TCR	23	1:56.970	2	1:55.213	12	1:55.213	1.253	0.022	145.4
19	226	Francisco Mora	PRT	Veloso Motorsport	PRT	CUPRA TCR	13			1:55.234	7	1:55.234	1.274	0.021	145.4
20	96	Abdulla Ali Al-Khelaifi	QAT	QMMF Racing by PCR Sport	QAT	CUPRA TCR	27	1:56.334	11	1:55.415	12	1:55.415	1.455	0.181	145.1
21	10	Viktor Davidovski	MKD	PSS Racing Team	MKD	Honda Civic Type R FK7 TCR	24	1:56.244	12	1:55.521	9	1:55.521	1.561	0.106	145.0
22	30	Luca Filippi	ITA	BRC Racing Team	ITA	Hyundai i30 N TCR	22	1:56.772	9	1:55.545	7	1:55.545	1.585	0.024	145.0
23	17	Martin Ryba	SVK	Brutal Fish Racing Team	SVK	Honda Civic Type R FK7 TCR	25	1:56.262	10	1:55.589	8	1:55.589	1.629	0.044	144.9
24	7	Aurélien Comte	FRA	DG Sport Compétition	FRA	Peugeot 308 TCR	25	1:56.103	11	1:55.727	10	1:55.727	1.767	0.138	144.8
25	50	Tom Coronel	NED	Boutsen Ginion Racing	NLD	Honda Civic Type R FK7 TCR	21	1:56.958	2	1:55.837	11	1:55.837	1.877	0.110	144.6
26	46	Olli Kangas	FIN	WestCoast Racing	FIN	Volkswagen Golf GTI TCR	24	1:57.791	6	1:56.203	10	1:56.203	2.243	0.366	144.2
27	5	Alex Morgan	GBR	Wolf-Power Racing	GBR	CUPRA TCR	23	1:56.901	3	1:56.223	2	1:56.223	2.263	0.020	144.1
28	23	Tamás Tenke	HUN	Zengő Motorsport	HUN	CUPRA TCR	23	1:57.619	3	1:56.251	5	1:56.251	2.291	0.028	144.1
29	8	Luca Engstler	GER	M1RA Motorsport	GER	Hyundai i30 N TCR	15	1:57.873	4	1:56.354	9	1:56.354	2.394	0.103	144.0
30	67	Zsolt Dávid Szabó	HUN	M1RA Motorsport	HUN	Hyundai i30 N TCR	18	1:56.697	3	1:56.405	5	1:56.405	2.445	0.051	143.9
31	21	Marie Baus-Coppens	FRA	JSB Compétition	FRA	CUPRA TCR	23	1:57.200	6	1:56.947	6	1:56.947	2.987	0.542	143.2
32	204	Robin Vaks	EST	ALM Honda Racing	EST	Honda Civic Type R FK7 TCR	20	1:57.970	5	1:56.986	3	1:56.986	3.026	0.039	143.2
33	66	Gilles Colombani	FRA	Team Clairét Sport	FRA	Peugeot 308 TCR	21	2:03.220	3	1:57.815	8	1:57.815	3.855	0.829	142.2
34	223	Mattias Vahtel	EST	ALM Honda Racing	EST	Honda Civic Type R FK7 TCR	22	1:59.645	8	1:57.845	2	1:57.845	3.885	0.030	142.2
35	224	Gustavo Moura	PRT	Team Novadrivier	PRT	Audi RS 3 LMS	23	1:59.363	6	1:58.321	8	1:58.321	4.361	0.476	141.6

CAR 9 AND 226 NO TIMES - NO TRANSPONDER

Published at:.....

Stewards:	Race Director:	Timekeeper: 
------------------	-----------------------	---

