



Circuito de Barcelona

TCR Europe

Free Practice - 1

Provisional Results



Cls	Nº	Driver	Nat	Team	Nat	Vehicle	Laps	Best	Time	Gap	Interval	Km/h
1	16	Gilles Magnus	BEL	Comtoy Racing	BEL	Audi RS 3 LMS	12	12	1:54.640			146.1
2	55	Santiago Urrutia	URU	Team WRT	URU	Audi RS 3 LMS	12	11	1:54.877	0.237	0.237	145.8
3	45	Gianni Morbidelli	ITA	WestCoast Racing	ITA	Volkswagen Golf GTI TCR	13	12	1:54.982	0.342	0.105	145.7
4	123	Daniel Lloyd	GBR	Brutal Fish Racing Team	GBR	Honda Civic Type R FK7 TCR	15	13	1:55.045	0.405	0.063	145.6
5	112	Jimmy Claret	FRA	Team Claret Sport	FRA	Peugeot 308 TCR	12	2	1:55.104	0.464	0.059	145.5
6	111	Teddy Claret	FRA	Team Claret Sport	FRA	Peugeot 308 TCR	13	2	1:55.462	0.822	0.358	145.1
7	24	Julien Briché	FRA	JSB Compétition	FRA	Peugeot 308 TCR	13	2	1:55.467	0.827	0.005	145.1
8	88	Maxime Potty	BEL	Team WRT	BEL	Volkswagen Golf GTI TCR	10	2	1:55.471	0.831	0.004	145.1
9	12	Nelson Panciatichi	FRA	M Racing	FRA	Hyundai i30 N TCR	11	7	1:55.626	0.986	0.155	144.9
10	19	Andreas Bäckma	SWE	Target Competition	SWE	Hyundai i30 N TCR	13	5	1:55.706	1.066	0.080	144.8
11	27	John Filippi	FRA	PCR Sport	FRA	CUPRA TCR	13	12	1:55.770	1.130	0.064	144.7
12	7	Aurélien Comte	FRA	DG Sport Compétition	FRA	Peugeot 308 TCR	13	11	1:56.103	1.463	0.333	144.3
13	58	Dominik Bauman	AUT	Target Competition	AUT	Hyundai i30 N TCR	9	3	1:56.160	1.520	0.057	144.2
14	70	Mat'o Homola	SVK	Target Competition	SVK	Hyundai i30 N TCR	12	11	1:56.239	1.599	0.079	144.1
15	10	Viktor Davidovski	MKD	PSS Racing Team	MKD	Honda Civic Type R FK7 TCR	12	12	1:56.244	1.604	0.005	144.1
16	17	Martin Ryba	SVK	Brutal Fish Racing Team	SVK	Honda Civic Type R FK7 TCR	12	10	1:56.262	1.622	0.018	144.1
17	96	Abdulla Ali Al-Khelaifi	QAT	QMMF Racing by PCR Sport	QAT	CUPRA TCR	13	11	1:56.334	1.694	0.072	144.0
18	26	Jessica Bäckman	SWE	Target Competition	SWE	Hyundai i30 N TCR	13	5	1:56.430	1.790	0.096	143.9
19	100	Jack Young	GBR	Vuković Motorsport	GBR	Renault Mégane RS	13	5	1:56.595	1.955	0.165	143.7
20	216	Evgeni Leonov	ESP	Tecnicars Racing Team	ESP	CUPRA TCR	12	8	1:56.618	1.978	0.023	143.6
21	67	Zsolt Dávid Szab	HUN	M1RA Motorsport	HUN	Hyundai i30 N TCR	9	3	1:56.697	2.057	0.079	143.6
22	30	Luca Filippi	ITA	BRC Racing Team	ITA	Hyundai i30 N TCR	11	9	1:56.772	2.132	0.075	143.5
23	5	Alex Morgan	GBR	Wolf-Power Racing	GBR	CUPRA TCR	9	3	1:56.901	2.261	0.129	143.3
24	50	Tom Coronel	NED	Boutsen Ginion Racing	NLD	Honda Civic Type R FK7 TCR	9	2	1:56.958	2.318	0.057	143.2
25	25	Natan Bihel	FRA	M Racing	FRA	Hyundai i30 N TCR	11	2	1:56.970	2.330	0.012	143.2
26	21	Marie Baus-Coppens	FRA	JSB Compétition	FRA	CUPRA TCR	11	6	1:57.200	2.560	0.230	142.9
27	23	Tamás Tenke	HUN	Zengő Motorsport	HUN	CUPRA TCR	12	3	1:57.619	2.979	0.419	142.4
28	46	Olli Kangas	FIN	WestCoast Racing	FIN	Volkswagen Golf GTI TCR	12	6	1:57.791	3.151	0.172	142.2
29	8	Luca Engstler	GER	M1RA Motorsport	GER	Hyundai i30 N TCR	6	4	1:57.873	3.233	0.082	142.1
30	204	Robin Vaks	EST	ALM Honda Racing	EST	Honda Civic Type R FK7 TCR	11	5	1:57.970	3.330	0.097	142.0
31	224	Gustavo Moura	PRT	Team Novadrivers	PRT	Audi RS 3 LMS	11	6	1:59.363	4.723	1.393	140.3
32	223	Mattias Vahtel	EST	ALM Honda Racing	EST	Honda Civic Type R FK7 TCR	11	8	1:59.645	5.005	0.282	140.0
33	66	Gilles Colombani	FRA	Team Claret Sport	FRA	Peugeot 308 TCR	7	3	2:03.220	8.580	3.575	136.0

CAR 9 AND 226 NO TIMES - NO TRANSPONDER

Published at:.....

Track Temp: 43.9 °C Air Temp: 27.6 °C

Humidity: 52 %

Track Status: DRY

Stewards:

Race Director:

Timekeeper:





Circuito de Barcelona

TCR Europe

Free Practice - 1

Lap Analysis



5

Alex Morgan

CUPRA TCR 12

Nelson Panciatichi

Hyundai i30 N TCR

Wolf-Power Racing

M Racing

Lap	D	Time	Sector 1	Sector 2	Sector 3	T. Spd	Elapsed	Lap	D	Time	Sector 1	Sector 2	Sector 3	T. Spd	Elapsed
1		13:33:18.780	13:31:40.700	58.007	40.073	126.6	13:33:18.780	1		13:32:29.994	13:30:59.029	49.516	41.449	157.8	13:32:29.994
2		1:58.308	34.177	45.698	38.433	233.2	13:35:17.088	2		1:55.802	33.421	44.448	37.933	234.7	13:34:25.796
3		1:56.901	33.702	44.837	38.362	236.8	13:37:13.989	3		1:55.988	33.429	44.670	37.889	235.2	13:36:21.784
4		2:04.475	P 34.011	46.522	43.942	238.9	13:39:18.464	4		1:56.951	33.848	44.750	38.353	237.3	13:38:18.735
5		8:24.043	6:58.057	45.084	40.902	157.4	13:47:42.507	5		2:04.656	P 33.484	45.447	45.725	237.8	13:40:23.391
6		1:57.349	33.898	44.956	38.495	237.8	13:49:39.856	6		6:03.395	4:25.572	52.584	45.239	163.1	13:46:26.786
7		2:12.608	P 37.822	48.079	46.707	238.9	13:51:52.464	7		1:55.626	33.240	44.362	38.024	236.3	13:48:22.412
8		5:30.759	4:06.405	45.311	39.043	169.5	13:57:23.223	8		2:07.218	P 33.444	46.213	47.561	235.8	13:50:29.630
9		2:09.431	P 36.950	47.145	45.336	239.4	13:59:32.654	9		6:20.411	4:51.228	49.587	39.596	166.4	13:56:50.041

7

Aurélien Comte

Peugeot 308 TCR

DG Sport Compétition

Lap	D	Time	Sector 1	Sector 2	Sector 3	T. Spd	Elapsed	Lap	D	Time	Sector 1	Sector 2	Sector 3	T. Spd	Elapsed
10		1:56.222	33.491	44.736	37.995	237.8	13:58:46.263	10		1:56.222	33.491	44.736	37.995	237.8	13:58:46.263
11		1:57.276	33.570	44.974	38.732	238.4	14:00:43.539	11		1:57.276	33.570	44.974	38.732	238.4	14:00:43.539
12				35.891	47.624	208.8		12				35.891	47.624	208.8	

16

Gilles Magnus

Audi RS 3 LMS

Comtoy Racing

Lap	D	Time	Sector 1	Sector 2	Sector 3	T. Spd	Elapsed	Lap	D	Time	Sector 1	Sector 2	Sector 3	T. Spd	Elapsed
1		13:32:46.828	13:31:09.245	55.188	42.395	104.5	13:32:46.828	1		13:32:27.461	13:31:02.821	45.860	38.780	122.0	13:32:27.461
2		2:19.154	P 40.067	50.402	48.685	166.9	13:35:05.982	2		1:55.510	33.505	43.946	38.059	235.2	13:34:22.971
3		3:38.473	2:12.168	47.808	38.497	173.3	13:38:44.455	3		1:56.087	33.881	44.519	37.687	236.3	13:36:19.058
4		1:56.758	33.855	44.854	38.049	233.2	13:40:41.213	4		2:01.638	P 33.679	44.609	43.350	237.8	13:38:20.696
5		1:57.674	34.153	45.421	38.100	236.3	13:42:38.887	5		4:01.736	2:34.690	46.723	40.323	144.7	13:42:22.432
6		1:57.205	33.804	45.171	38.230	231.7	13:44:36.092	6		1:55.678	33.547	44.260	37.871	237.8	13:44:18.110
7		1:57.904	34.207	45.356	38.341	232.7	13:46:33.996	7		1:56.244	33.461	44.604	38.179	240.5	13:46:14.354
8		1:57.699	33.974	45.325	38.400	232.2	13:48:31.695	8		1:56.228	33.578	44.609	38.041	237.8	13:48:10.582
9		2:05.422	P 34.095	45.685	45.642	232.7	13:50:37.117	9		1:57.062	33.952	44.925	38.185	237.8	13:50:07.644
10		5:15.257	3:47.278	48.837	39.142	149.3	13:55:52.374	10		2:03.957	P 33.664	45.171	45.122	236.8	13:52:11.601
11		1:56.103	33.685	44.462	37.956	232.7	13:57:48.477	11		5:05.812	3:41.031	45.827	38.954	162.1	13:57:17.413
12		1:56.892	33.763	44.768	38.361	235.8	13:59:45.369	12		1:54.640	33.061	43.940	37.639	238.4	13:59:12.053
13		1:57.970	33.927	45.608	38.435	235.2	14:01:43.339	13			35.363	44.189		225.4	

8

Luca Engstler

Hyundai i30 N TCR

M1RA Motorsport

Lap	D	Time	Sector 1	Sector 2	Sector 3	T. Spd	Elapsed	Lap	D	Time	Sector 1	Sector 2	Sector 3	T. Spd	Elapsed
1		13:32:28.423	P 13:30:50.767	46.783	50.873	142.1	13:32:28.423	1		13:32:49.091	13:31:16.759	51.247	41.085	161.6	13:32:49.091
2		5:46.765	4:22.757	45.724	38.284	150.4	13:38:15.188	2		2:00.504	34.789	46.624	39.091	229.7	13:34:49.595
3		1:57.967	34.352	45.301	38.314	224.0	13:40:13.155	3		1:58.666	34.040	46.101	38.525	232.2	13:36:48.261
4		1:57.873	34.288	45.340	38.245	224.0	13:42:11.028	4		1:59.157	34.158	46.251	38.748	232.2	13:38:47.418
5		1:58.643	34.264	45.263	39.116	222.2	13:44:09.671	5		1:57.769	33.732	45.363	38.674	236.8	13:40:45.187
6		2:03.759	P 34.492	45.529	43.738	219.0	13:46:13.430	6		2:07.925	P 33.926	45.263	48.736	235.2	13:42:53.112

10

Viktor Davidovski

Honda Civic Type R FK7 TCR

PSS Racing Team

Lap	D	Time	Sector 1	Sector 2	Sector 3	T. Spd	Elapsed	Lap	D	Time	Sector 1	Sector 2	Sector 3	T. Spd	Elapsed
1		13:33:09.520	13:31:38.625	48.956	41.939	132.8	13:33:09.520	1		13:32:49.091	13:31:16.759	51.247	41.085	161.6	13:32:49.091
2		2:00.571	34.913	45.919	39.739	232.7	13:35:10.091	2		2:00.504	34.789	46.624	39.091	229.7	13:34:49.595
3		2:06.699	P 34.008	45.882	46.809	232.7	13:37:16.790	3		1:58.666	34.040	46.101	38.525	232.2	13:36:48.261
4		4:47.869	3:23.202	45.846	38.821	159.7	13:42:04.659	4		1:59.157	34.158	46.251	38.748	232.2	13:38:47.418
5		1:56.882	33.714	44.976	38.192	235.2	13:44:01.541	5		1:57.769	33.732	45.363	38.674	236.8	13:40:45.187
6		1:57.277	33.493	45.091	38.693	235.2	13:45:58.818	6		2:07.925	P 33.926	45.263	48.736	235.2	13:42:53.112
7		1:57.669	33.692	45.105	38.872	235.2	13:47:56.487	7		3:29.066	2:03.644	45.599	39.823	169.2	13:46:22.178
8		1:57.368	33.883	44.957	38.528	232.2	13:49:53.855	8		2:05.752	P 33.173	45.894	46.685	233.7	13:48:27.930
9		2:02.217	33.951	46.652	41.614	233.7	13:51:56.072	9		3:40.064	2:08.005	51.785	40.274	170.6	13:52:07.994
10		2:10.037	P 37.348	48.240	44.449	220.8	13:54:06.109	10		1:56.262	33.539	44.673	38.050	230.2	13:54:04.256
11		4:07.158	2:42.870	45.845	38.443	167.9	13:58:13.267	11		1:57.329	33.731	44.793	38.805	231.2	13:56:01.585
12		1:56.244	33.543	44.536	38.165	233.7	14:00:09.511	12		1:59.191	33.996	45.041	40.154	232.7	13:58:00.776
13			45.269	57.713	167.9			13			34.035	45.951		232.7	





Circuito de Barcelona

TCR Europe

Free Practice - 1

Lap Analysis

**19**

Andreas Bäckman

Hyundai i30 N TCR

24

Julien Briche

Peugeot 308 TCR

Target Competition

JSB Compétition

Lap	D	Time	Sector 1	Sector 2	Sector 3	T. Spd	Elapsed	Lap	D	Time	Sector 1	Sector 2	Sector 3	T. Spd	Elapsed
1		13:33:08.105	13:31:31.710	52.683	43.712	154.9	13:33:08.105	1		13:32:32.721	13:31:05.257	47.461	40.003	117.1	13:32:32.721
2		1:57.006	33.666	44.904	38.436	236.3	13:35:05.111	2		1:55.467	33.289	44.269	37.909	238.9	13:34:28.188
3		1:56.523	33.173	44.947	38.403	238.9	13:37:01.634	3		1:55.486	33.510	44.354	37.622	240.5	13:36:23.674
4		1:56.129	33.212	44.772	38.145	237.8	13:38:57.763	4		1:55.785	33.497	44.602	37.686	241.0	13:38:19.459
5		1:55.706	33.124	44.393	38.189	241.0	13:40:53.469	5		2:15.198 P	33.531	48.497	53.170	242.6	13:40:34.657
6		1:57.006	33.688	44.577	38.741	240.5	13:42:50.475	6		6:25.774	4:50.404	53.441	41.929	101.4	13:47:00.431
7		1:56.522	33.397	44.810	38.315	238.4	13:44:46.997	7		1:56.248	33.755	44.407	38.086	235.8	13:48:56.679
8		2:03.541 P	33.467	44.800	45.274	237.8	13:46:50.538	8		1:56.200	33.702	44.449	38.049	235.8	13:50:52.879
9		5:00.869	3:27.684	52.738	40.447	155.3	13:51:51.407	9		1:56.565	33.761	44.773	38.031	235.8	13:52:49.444
10		1:55.936	33.272	44.514	38.150	237.8	13:53:47.343	10		1:57.226	34.036	44.731	38.459	238.9	13:54:46.670
11		1:56.891	33.419	44.979	38.493	238.9	13:55:44.234	11		2:06.913 P	33.762	45.022	48.129	238.9	13:56:53.583
12		1:57.468	33.894	45.242	38.332	240.5	13:57:41.702	12		2:56.440	1:33.554	44.752	38.134	175.0	13:59:50.023
13		1:57.091	33.478	45.180	38.433	241.6	13:59:38.793	13		1:57.125	33.611	44.973	38.541	241.6	14:01:47.148
14			33.654	45.036		242.6		14			33.818	50.925		241.6	

21

Marie Baus-Coppens

CUPRA TCR

25

Natan Bihel

Hyundai i30 N TCR

JSB Compétition

M Racing

Lap	D	Time	Sector 1	Sector 2	Sector 3	T. Spd	Elapsed	Lap	D	Time	Sector 1	Sector 2	Sector 3	T. Spd	Elapsed
1		13:34:51.928 P	13:31:06.055	2:43.066	1:02.807	123.0	13:34:51.928	1		13:32:36.057	13:30:58.691	55.185	42.181	130.4	13:32:36.057
2		4:00.308	2:34.967	46.270	39.071	143.0	13:38:52.236	2		1:56.970	33.643	45.261	38.066	236.8	13:34:33.027
3		1:57.965	34.096	45.150	38.719	236.8	13:40:50.201	3		1:57.016	33.916	45.098	38.002	237.3	13:36:30.043
4		2:06.810 P	34.350	45.352	47.108	235.8	13:42:57.011	4		2:06.520 P	34.672	45.382	46.466	237.8	13:38:36.563
5		4:39.481	3:03.438	50.190	45.853	138.9	13:47:36.492	5		5:26.762	4:02.822	45.510	38.430	164.3	13:44:03.325
6		1:57.200	33.876	44.913	38.411	232.7	13:49:33.692	6		1:59.131	34.132	45.535	39.464	237.3	13:46:02.456
7		1:57.448	34.112	44.801	38.535	235.2	13:51:31.140	7		2:05.914 P	33.873	45.472	46.569	235.8	13:48:08.370
8		2:02.785 P	33.711	45.136	43.938	236.8	13:53:33.925	8		6:19.490	4:47.561	50.976	40.953	163.1	13:54:27.860
9		3:59.724	2:34.164	47.023	38.537	160.7	13:57:33.649	9		1:57.905	33.939	45.056	38.910	232.7	13:56:25.765
10		1:57.639	33.948	45.301	38.390	235.8	13:59:31.288	10		1:58.094	34.051	45.439	38.604	234.7	13:58:23.859
11		2:00.657	34.135	46.006	40.516	235.2	14:01:31.945	11		1:59.542	34.030	46.615	38.897	234.2	14:00:23.401
12			36.577	52.368		212.5		12			36.863	55.511		233.7	

23

Tamás Tenke

CUPRA TCR

26

Jessica Bäckman

Hyundai i30 N TCR

Zengő Motorsport

Target Competition

Lap	D	Time	Sector 1	Sector 2	Sector 3	T. Spd	Elapsed	Lap	D	Time	Sector 1	Sector 2	Sector 3	T. Spd	Elapsed
1		13:33:20.508	13:31:42.175	57.428	40.905	144.3	13:33:20.508	1		13:32:14.582	13:30:47.215	46.835	40.532	137.0	13:32:14.582
2		2:00.075	34.764	46.331	38.980	230.7	13:35:20.583	2		2:00.160	34.119	45.536	40.505	238.4	13:34:14.742
3		1:57.619	33.924	45.382	38.313	231.7	13:37:18.202	3		1:58.717	34.027	46.393	38.297	240.5	13:36:13.459
4		2:12.841 P	34.114	50.386	48.341	233.2	13:39:31.043	4		1:56.630	33.443	45.014	38.173	241.0	13:38:10.089
5		4:39.591	3:07.058	52.354	40.179	158.5	13:44:10.634	5		1:56.430	33.467	44.810	38.153	241.6	13:40:06.519
6		1:58.103	34.231	45.246	38.626	222.2	13:46:08.737	6		1:56.808	33.427	44.998	38.383	242.1	13:42:03.327
7		1:58.043	34.065	45.259	38.719	231.7	13:48:06.780	7		1:56.970	33.720	44.870	38.380	240.5	13:44:00.297
8		2:11.323 P	34.313	47.750	49.260	230.2	13:50:18.103	8		1:56.608	33.413	44.946	38.249	241.0	13:45:56.905
9		3:55.232	2:30.820	45.377	39.035	125.0	13:54:13.335	9		2:06.481 P	33.442	44.861	48.178	241.0	13:48:03.386
10		1:58.422	34.435	45.326	38.661	228.8	13:56:11.757	10		7:08.845	5:43.377	46.360	39.108	153.1	13:55:12.231
11		2:02.473	34.748	48.523	39.202	230.7	13:58:14.230	11		1:57.556	33.761	45.209	38.586	239.4	13:57:09.787
12		1:58.803	34.413	45.709	38.681	233.7	14:00:13.033	12		1:56.714	33.567	44.834	38.313	240.5	13:59:06.501
13			43.427	57.398		174.1		13		1:57.111	33.584	44.866	38.661	239.4	14:01:03.612
								14			34.419	46.210		240.0	





Circuito de Barcelona

TCR Europe

Free Practice - 1

Lap Analysis



27

John Filippi

CUPRA TCR 46

Olli Kangas

Volkswagen Golf GTI TCR

PCR Sport

WestCoast Racing

Lap	D	Time	Sector 1	Sector 2	Sector 3	T. Spd	Elapsed	Lap	D	Time	Sector 1	Sector 2	Sector 3	T. Spd	Elapsed
1		13:32:54.781	13:31:20.650	48.534	45.597	140.0	13:32:54.781	1		13:32:44.999 P	13:31:10.493	47.899	46.607	133.0	13:32:44.999
2		1:57.727	34.137	45.287	38.303	237.8	13:34:52.508	2		3:13.245	1:41.648	52.277	39.320	104.9	13:35:58.244
3		1:56.484	33.658	44.718	38.108	237.3	13:36:48.992	3		2:17.256 P	36.818	46.110	54.328	233.2	13:38:15.500
4		1:56.848	33.740	44.942	38.166	240.5	13:38:45.840	4		7:13.557	5:48.955	46.333	38.269	167.4	13:45:29.057
5		1:56.221	33.291	44.603	38.327	241.0	13:40:42.061	5		1:59.360	34.328	45.591	39.441	233.7	13:47:28.417
6		2:06.034 P	33.770	45.742	46.522	243.7	13:42:48.095	6		1:57.791	34.167	45.076	38.548	231.2	13:49:26.208
7		4:49.791	3:25.813	45.456	38.522	124.2	13:47:37.886	7		1:58.357	33.984	45.696	38.677	234.2	13:51:24.565
8		1:57.092	33.702	45.009	38.381	237.8	13:49:34.978	8		1:58.788	34.206	45.156	39.426	232.7	13:53:23.353
9		2:06.223 P	33.895	45.039	47.289	239.4	13:51:41.201	9		1:58.294	34.398	45.258	38.638	230.2	13:55:21.647
10		3:47.679	2:21.960	46.418	39.301	148.7	13:55:28.880	10		1:58.535	34.139	45.550	38.846	234.7	13:57:20.182
11		1:55.882	33.287	44.340	38.255	237.8	13:57:24.762	11		1:58.878	33.909	45.602	39.367	235.2	13:59:19.060
12		1:55.770	33.357	44.450	37.963	245.4	13:59:20.532	12		2:00.392	34.457	45.773	40.162	232.2	14:01:19.452
13		1:58.027	33.430	45.649	38.948	241.6	14:01:18.559	13			36.827	50.419		201.8	
14			35.731	47.501		204.9									

30

Luca Filippi

Hyundai i30 N TCR

50 Tom Coronel

Honda Civic Type R FK7 TCR

BRC Racing Team

Boutsen Ginion Racing

Lap	D	Time	Sector 1	Sector 2	Sector 3	T. Spd	Elapsed	Lap	D	Time	Sector 1	Sector 2	Sector 3	T. Spd	Elapsed
1		13:33:01.980	13:31:28.161	51.496	42.323	112.7	13:33:01.980	1		13:32:43.908	13:31:15.504	48.773	39.631	162.8	13:32:43.908
2		2:01.342	34.182	44.979	42.181	232.7	13:35:03.322	2		1:56.958	33.694	45.055	38.209	231.2	13:34:40.866
3		2:04.709	33.715	45.048	45.946	234.7	13:37:08.031	3		1:57.330	33.864	44.875	38.591	232.2	13:36:38.196
4		2:26.364 P	36.864	1:01.943	47.557	233.7	13:39:34.395	4		1:57.077	33.814	45.092	38.171	232.7	13:38:35.273
5		4:46.867	3:13.154	53.628	40.085	152.9	13:44:21.262	5		2:13.747 P	35.180	49.306	49.261	232.2	13:40:49.020
6		1:57.526	33.989	44.944	38.593	233.7	13:46:18.788	6		4:48.810	3:22.708	46.012	40.090	162.1	13:45:37.830
7		2:03.413 P	34.139	45.029	44.245	232.7	13:48:22.201	7		2:19.731 P	35.126	55.166	49.439	212.5	13:47:57.561
8		4:17.639	2:51.581	47.615	38.443	134.3	13:52:39.840	8		10:14.372	8:43.291	50.769	40.312	162.1	13:58:11.933
9		1:56.772	33.940	44.666	38.166	230.2	13:54:36.612	9		1:57.029	33.551	45.215	38.263	229.2	14:00:08.962
10		1:56.802	33.807	44.961	38.034	230.7	13:56:33.414	10			44.221	57.224		180.3	
11		2:00.867	36.558	45.857	38.452	232.2	13:58:34.281								
12			34.251	45.276		232.7									

45

Gianni Morbidelli

Volkswagen Golf GTI TCR

55 Santiago Urrutia

Audi RS 3 LMS

WestCoast Racing

Team WRT

Lap	D	Time	Sector 1	Sector 2	Sector 3	T. Spd	Elapsed	Lap	D	Time	Sector 1	Sector 2	Sector 3	T. Spd	Elapsed
1		13:32:43.573 P	13:31:08.851	48.055	46.667	117.1	13:32:43.573	1		13:32:16.590	13:30:48.372	47.184	41.034	141.5	13:32:16.590
2		3:13.011	1:22.121	1:11.666	39.224	83.2	13:35:56.584	2		1:56.679	33.508	44.429	38.742	239.4	13:34:13.269
3		1:55.963	33.615	44.533	37.815	231.2	13:37:52.547	3		1:55.882	33.465	44.250	38.167	240.0	13:36:09.151
4		1:55.708	33.262	44.431	38.015	232.7	13:39:48.255	4		1:55.354	33.252	44.230	37.872	241.6	13:38:04.505
5		1:56.136	33.474	44.474	38.188	233.2	13:41:44.391	5		1:55.760	33.353	44.358	38.049	242.6	13:40:00.265
6		1:56.664	33.569	44.624	38.471	233.7	13:43:41.055	6		2:01.944 P	33.498	44.588	43.858	243.7	13:42:02.209
7		2:10.065 P	34.188	48.081	47.796	233.2	13:45:51.120	7		4:47.536	3:21.148	45.984	40.404	103.1	13:46:49.745
8		3:45.514	2:19.271	48.118	38.125	156.5	13:49:36.634	8		1:55.463	33.337	44.180	37.946	239.4	13:48:45.208
9		2:03.479 P	33.352	44.682	45.445	238.4	13:51:40.113	9		2:00.902 P	33.373	44.772	42.757	240.0	13:50:46.110
10		3:35.422	2:09.727	46.738	38.957	164.3	13:55:15.535	10		4:15.276	2:49.830	46.842	38.604	158.5	13:55:01.386
11		2:08.904	43.176	46.874	38.854	236.3	13:57:24.439	11		1:54.877	33.107	44.043	37.727	240.5	13:56:56.263
12		1:54.982	32.951	44.203	37.828	240.0	13:59:19.421	12		2:09.472 P	33.136	46.127	50.209	242.6	13:59:05.735
13		1:56.028	33.425	44.499	38.104	240.0	14:01:15.449	13			1:23.414	52.059		164.1	
14			34.002	46.211		236.8									





Circuito de Barcelona

TCR Europe

Free Practice - 1

Lap Analysis



58	Dominik Baumann	Hyundai i30 N TCR	88	Maxime Potty	Volkswagen Golf GTI TCR
Target Competition			Team WRT		

Lap D	Time	Sector 1	Sector 2	Sector 3	T. Spd	Elapsed	Lap D	Time	Sector 1	Sector 2	Sector 3	T. Spd	Elapsed
1	13:33:43.825	13:32:16.652	47.911	39.262	141.5	13:33:43.825	1	13:32:19.665	13:30:49.278	47.048	43.339	147.3	13:32:19.665
2	1:57.192	34.088	45.074	38.030	234.7	13:35:41.017	2	1:55.471	33.545	44.282	37.644	235.2	13:34:15.136
3	1:56.160	33.637	44.799	37.724	236.8	13:37:37.177	3	2:00.925 P	34.003	44.898	42.024	241.0	13:36:16.061
4	1:58.927	33.604	44.741	40.582	236.3	13:39:36.104	4	5:38.155	4:14.212	45.738	38.205	126.4	13:41:54.216
5	1:56.458	33.499	44.781	38.178	236.8	13:41:32.562	5	1:58.927	33.361	47.536	38.030	235.8	13:43:53.143
6	2:03.856 P	33.583	45.438	44.835	236.3	13:43:36.418	6	1:56.026	33.572	44.452	38.002	235.2	13:45:49.169
7	11:14.378	9:48.855	46.434	39.089	163.3	13:54:50.796	7	2:00.498 P	33.823	44.631	42.044	236.3	13:47:49.667
8	1:56.979	33.609	45.278	38.092	235.8	13:56:47.775	8	6:39.106	5:16.224	44.720	38.162	163.6	13:54:28.773
9	1:56.628	33.563	44.975	38.090	236.8	13:58:44.403	9	1:59.526	33.702	44.904	40.920	236.8	13:56:28.299
10		33.612	45.990		239.4		10	1:56.585	33.645	44.742	38.198	235.8	13:58:24.884

66	Gilles Colombani	Peugeot 308 TCR	96	Abdulla Ali Al-Khelaifi	CUPRA TCR
Team Clairet Sport			QMMF Racing by PCR Sport		

Lap D	Time	Sector 1	Sector 2	Sector 3	T. Spd	Elapsed	Lap D	Time	Sector 1	Sector 2	Sector 3	T. Spd	Elapsed
1	13:32:47.688	13:31:13.623	51.727	42.338	138.8	13:32:47.688	1	13:32:56.998	13:31:21.777	49.413	45.808	140.2	13:32:56.998
2	2:10.418	40.470	49.338	40.610	177.6	13:34:58.106	2	1:57.627	33.779	45.273	38.575	238.4	13:34:54.625
3	2:03.220	34.979	48.292	39.949	233.2	13:37:01.326	3	1:57.028	33.818	44.766	38.444	238.9	13:36:51.653
4	2:52.460 P	44.065	1:05.428	1:02.967	173.9	13:39:53.786	4	1:58.788	34.397	45.150	39.241	239.4	13:38:50.441
5	5:56.140 P	3:54.161	1:04.095	57.884	143.2	13:45:49.926	5	1:56.733	33.648	44.794	38.291	238.9	13:40:47.174
6	9:47.647	8:15.454	49.889	42.304	161.1	13:55:37.573	6	1:56.969	33.589	45.046	38.334	241.0	13:42:44.143
7	2:26.080 P	43.992	51.560	50.528	150.0	13:58:03.653	7	1:58.830	34.362	45.740	38.728	240.5	13:44:42.973

67	Zsolt Dávid Szabó	Hyundai i30 N TCR	100	Jack Young	Renault Mégane RS
M1RA Motorsport			Vuković Motorsport		

Lap D	Time	Sector 1	Sector 2	Sector 3	T. Spd	Elapsed	Lap D	Time	Sector 1	Sector 2	Sector 3	T. Spd	Elapsed
1	13:32:29.639 P	13:30:52.170	46.755	50.714	145.7	13:32:29.639	1	13:33:21.285	13:31:43.863	56.818	40.604	132.6	13:33:21.285
2	4:58.823	3:35.849	44.925	38.049	159.2	13:37:28.462	2	2:00.926	34.897	47.094	38.935	229.7	13:35:22.211
3	1:56.697	33.758	45.003	37.936	232.2	13:39:25.159	3	1:57.126	33.666	45.132	38.328	239.4	13:37:19.337
4	2:01.175	34.400	48.387	38.388	233.7	13:41:26.334	4	1:57.908	33.567	45.926	38.415	241.6	13:39:17.245
5	1:58.467	33.955	45.685	38.827	233.7	13:43:24.801	5	1:56.595	33.541	44.660	38.394	238.9	13:41:13.840
6	1:58.867	34.186	45.900	38.781	233.2	13:45:23.668	6	2:18.581 P	33.365	55.242	49.974	240.5	13:43:32.421
7	1:58.671	34.271	45.717	38.683	231.7	13:47:22.339	7	4:10.587	2:47.247	44.817	38.523	163.6	13:47:43.008
8	1:58.872	34.340	45.752	38.780	232.2	13:49:21.211	8	1:57.282	33.639	45.293	38.350	237.8	13:49:40.290
9	2:08.238 P	34.654	45.477	48.107	232.7	13:51:29.449	9	1:56.788	33.593	44.623	38.572	238.4	13:51:37.078

70	Mat'o Homola	Hyundai i30 N TCR	100	Jack Young	Renault Mégane RS
Target Competition			Vuković Motorsport		

Lap D	Time	Sector 1	Sector 2	Sector 3	T. Spd	Elapsed	Lap D	Time	Sector 1	Sector 2	Sector 3	T. Spd	Elapsed
1	13:32:10.963	13:30:44.903	47.156	38.904	162.1	13:32:10.963	10	1:57.126	33.466	45.344	38.316	241.0	13:53:34.204
2	1:57.267	33.915	45.030	38.322	230.7	13:34:08.230	11	2:08.100 P	33.646	45.621	48.833	238.9	13:55:42.304
3	1:57.194	33.651	45.406	38.137	233.7	13:36:05.424	12	3:51.808	2:22.481	51.148	38.179	151.6	13:59:34.112
4	1:56.672	33.635	44.896	38.141	234.7	13:38:02.096	13	1:57.132	33.754	44.780	38.598	238.9	14:01:31.244
5	1:56.824	33.697	44.865	38.262	235.2	13:39:58.920	14		38.861	51.834		189.8	
6	2:08.943 P	33.724	46.352	48.867	236.3	13:42:07.863							
7	8:07.537	6:43.701	45.459	38.377	158.3	13:50:15.400							
8	1:56.828	33.589	44.991	38.248	233.7	13:52:12.228							
9	2:02.744 P	33.872	45.057	43.815	236.3	13:54:14.972							
10	3:31.262	2:03.618	48.236	39.408	105.1	13:57:46.234							
11	1:56.239	33.179	44.591	38.469	236.3	13:59:42.473							
12	1:56.492	33.275	44.832	38.385	236.8	14:01:38.965							
13		37.420	51.477		237.3								



Circuito de Barcelona

TCR Europe

Free Practice - 1

Lap Analysis



111

Teddy Claret

Peugeot 308 TCR

204

Robin Vaks

Honda Civic Type R FK7 TCR

Team Claret Sport

ALM Honda Racing

Lap	D	Time	Sector 1	Sector 2	Sector 3	T. Spd	Elapsed	Lap	D	Time	Sector 1	Sector 2	Sector 3	T. Spd	Elapsed
1		13:32:34.583	13:31:08.154	46.524	39.905	100.7	13:32:34.583	1		13:33:13.827	13:31:40.687	51.009	42.131	131.5	13:33:13.827
2		<u>1:55.462</u>	<u>33.313</u>	<u>44.389</u>	<u>37.760</u>	237.8	13:34:30.045	2		2:01.643	35.057	46.849	39.737	230.7	13:35:15.470
3		1:56.285	33.689	44.694	37.902	239.4	13:36:26.330	3		1:58.020	<u>33.931</u>	<u>45.378</u>	38.711	230.7	13:37:13.490
4		1:56.425	33.531	44.821	38.073	237.8	13:38:22.755	4		1:59.213	34.114	46.376	38.723	234.7	13:39:12.703
5		1:56.415	33.616	44.813	37.986	237.8	13:40:19.170	5		<u>1:57.970</u>	33.998	45.416	38.556	231.7	13:41:10.673
6		1:57.072	33.727	44.851	38.494	237.3	13:42:16.242	6		2:04.867 P	34.082	45.704	45.081	232.2	13:43:15.540
7		2:04.915 P	33.808	45.102	46.005	236.3	13:44:21.157	7		6:07.041	4:43.174	45.403	<u>38.464</u>	157.4	13:49:22.581
8		7:24.996	5:59.514	45.876	39.606	171.4	13:51:46.153	8		2:00.141	35.249	45.778	39.114	235.2	13:51:22.722
9		1:58.507	34.146	46.177	38.184	235.8	13:53:44.660	9		2:04.802 P	34.309	46.341	44.152	231.7	13:53:27.524
10		1:57.465	33.891	45.041	38.533	234.7	13:55:42.125	10		5:15.112	3:49.863	45.880	39.369	169.8	13:58:42.636
11		1:57.945	34.541	45.046	38.358	236.3	13:57:40.070	11		2:02.344	34.260	47.026	41.058	235.2	14:00:44.980
12		1:57.695	33.873	45.297	38.525	237.3	13:59:37.765	12			37.554	49.789		179.4	
13		1:57.420	33.881	45.171	38.368	237.8	14:01:35.185								
14			38.851	50.556		168.7									

216

Evgeni Leonov

CUPRA TCR

Tecnicars Racing Team

112

Jimmy Claret

Peugeot 308 TCR

Lap	D	Time	Sector 1	Sector 2	Sector 3	T. Spd	Elapsed
1		13:33:24.730	13:31:46.875	55.731	42.124	148.9	13:33:24.730
2		2:13.817	41.794	50.483	41.540	178.5	13:35:38.547
3		2:34.321 P	38.837	55.428	1:00.056	221.3	13:38:12.868
4		2:26.181	58.936	47.439	39.806	153.8	13:40:39.049
5		2:04.404	35.203	48.707	40.494	233.7	13:42:43.453
6		2:15.270 P	36.401	49.367	49.502	235.2	13:44:58.723
7		5:47.222	4:21.717	45.438	40.067	151.2	13:50:45.945
8		<u>1:56.618</u>	<u>33.780</u>	<u>44.675</u>	<u>38.163</u>	235.8	13:52:42.563
9		1:57.138	33.852	44.833	38.453	238.4	13:54:39.701
10		1:58.477	34.363	45.471	38.643	236.3	13:56:38.178
11		2:03.972 P	34.025	45.394	44.553	235.8	13:58:42.150
12		3:04.751	1:40.624	44.938	39.189	145.1	14:01:46.901
13			36.641	51.620		223.6	

223

Mattias Vahtel

Honda Civic Type R FK7 TCR

ALM Honda Racing

123

Daniel Lloyd

Honda Civic Type R FK7 TCR

Brutal Fish Racing Team

Lap	D	Time	Sector 1	Sector 2	Sector 3	T. Spd	Elapsed
1		13:33:35.436	13:31:53.740	56.277	45.419	120.6	13:33:35.436
2		2:25.674 P	43.366	52.375	49.933	181.2	13:36:01.110
3		3:17.367	1:48.909	48.105	40.353	151.4	13:39:18.477
4		2:00.961	34.781	46.499	39.681	232.2	13:41:19.438
5		1:59.731	34.242	46.130	39.359	230.7	13:43:19.169
6		2:12.598 P	<u>34.182</u>	46.219	52.197	227.8	13:45:31.767
7		5:55.603	4:26.031	49.844	39.728	162.8	13:51:27.370
8		<u>1:59.645</u>	34.268	<u>45.988</u>	39.389	231.2	13:53:27.015
9		1:59.666	34.499	46.074	<u>39.093</u>	229.7	13:55:26.681
10		2:01.583	34.665	47.115	39.803	231.2	13:57:28.264
11		2:34.249 P	35.598	57.472	1:01.179	231.7	14:00:02.513
12							
13							
14							
15		2:11.113 P	33.400	46.006	51.707	233.7	14:03:23.914





Circuit de Barcelona
 TCR Europe
 Free Practice - 1
 Lap Analysis



224

Gustavo Moura

Audi RS 3 LMS

Team Novadrive

Lap	D	Time	Sector 1	Sector 2	Sector 3	T. Spd	Elapsed
1		13:33:12.636	13:31:44.622	48.672	39.342	126.0	13:33:12.636
2		1:59.447	34.230	46.145	<u>39.072</u>	236.3	13:35:12.083
3		1:59.768	34.439	45.965	39.364	237.8	13:37:11.851
4		2:14.472 P	34.769	46.897	52.806	236.3	13:39:26.323
5		4:01.866	2:36.179	46.477	39.210	166.4	13:43:28.189
6		<u>1:59.363</u>	<u>34.164</u>	<u>45.901</u>	39.298	236.8	13:45:27.552
7		2:01.911	34.445	46.752	40.714	236.8	13:47:29.463
8		2:09.735 P	34.605	46.805	48.325	236.8	13:49:39.198
9		4:40.319	3:11.883	48.609	39.827	121.8	13:54:19.517
10		2:43.237	48.086	1:09.138	46.013	189.4	13:57:02.754
11		2:56.870 P	41.986	1:07.165	1:07.719	195.6	13:59:59.624





Circuito de Barcelona

TCR Europe

Free Practice - 1

Best Sectors Results



Sector - 1				Sector - 2				Sector - 3				Ideal Lap vs Best Lap			
Clas	Nº	Driver	Time	Nº	Driver	Time	Nº	Driver	Time	Clas	Nº	Driver	Ideal Lap	Best Lap	Clas
1	45	Gianni Morbidelli	32.951	16	Gilles Magnus	43.940	24	Julien Briché	37.622	1	16	Gilles Magnus	1:54.640	1:54.640	1
2	16	Gilles Magnus	33.061	112	Jimmy Claret	44.030	16	Gilles Magnus	37.639	2	55	Santiago Urrutia	1:54.877	1:54.877	2
3	12	Daniel Lloyd	33.071	55	Santiago Urrutia	44.043	88	Maxime Potty	37.644	3	45	Gianni Morbidelli	1:54.969	1:54.982	3
4	55	Santiago Urrutia	33.107	45	Gianni Morbidelli	44.203	123	Daniel Lloyd	37.654	4	112	Jimmy Claret	1:54.991	1:55.104	5
5	19	Andreas Bäckman	33.124	24	Julien Briché	44.269	112	Jimmy Claret	37.683	5	123	Daniel Lloyd	1:55.045	1:55.045	4
6	17	Martin Ryba	33.173	88	Maxime Potty	44.282	58	Dominik Baumann	37.724	6	24	Julien Briché	1:55.180	1:55.467	7
7	70	Mat'o Homola	33.179	96	Abdulla Ali Al-Khelaifi	44.294	55	Santiago Urrutia	37.727	7	88	Maxime Potty	1:55.287	1:55.471	8
8	12	Nelson Panciatici	33.240	123	Daniel Lloyd	44.320	111	Teddy Claret	37.760	8	111	Teddy Claret	1:55.462	1:55.462	6
9	11	Jimmy Claret	33.278	27	John Filippi	44.340	45	Gianni Morbidelli	37.815	9	12	Nelson Panciatici	1:55.491	1:55.626	9
10	27	John Filippi	33.287	12	Nelson Panciatici	44.362	12	Nelson Panciatici	37.889	10	27	John Filippi	1:55.590	1:55.770	11
11	24	Julien Briché	33.289	111	Teddy Claret	44.389	67	Zsolt Dávid Szabó	37.936	11	19	Andreas Bäckman	1:55.662	1:55.706	10
12	11	Teddy Claret	33.313	19	Andreas Bäckman	44.393	7	Aurélien Comte	37.956	12	17	Martin Ryba	1:55.896	1:56.262	16
13	88	Maxime Potty	33.361	7	Aurélien Comte	44.462	27	John Filippi	37.963	13	70	Mat'o Homola	1:55.907	1:56.239	14
14	10	Jack Young	33.365	10	Viktor Davidovski	44.536	25	Natan Bihel	38.002	14	58	Dominik Baumann	1:55.964	1:56.160	13
15	26	Jessica Bäckman	33.413	70	Mat'o Homola	44.591	30	Luca Filippi	38.034	15	96	Abdulla Ali Al-Khelaifi	1:56.040	1:56.334	17
16	10	Viktor Davidovski	33.493	100	Jack Young	44.623	17	Martin Ryba	38.050	16	7	Aurélien Comte	1:56.103	1:56.103	12
17	58	Dominik Baumann	33.499	30	Luca Filippi	44.666	70	Mat'o Homola	38.137	17	100	Jack Young	1:56.167	1:56.595	19
18	96	Abdulla Ali Al-Khelaifi	33.540	17	Martin Ryba	44.673	19	Andreas Bäckman	38.145	18	10	Viktor Davidovski	1:56.194	1:56.244	15
19	50	Tom Coronel	33.551	216	Evgeni Leonov	44.675	26	Jessica Bäckman	38.153	19	26	Jessica Bäckman	1:56.376	1:56.430	18
20	25	Natan Bihel	33.643	58	Dominik Baumann	44.741	216	Evgeni Leonov	38.163	20	30	Luca Filippi	1:56.415	1:56.772	22
21	7	Aurélien Comte	33.685	21	Marie Baus-Coppens	44.801	10	Viktor Davidovski	38.165	21	50	Tom Coronel	1:56.597	1:56.958	24
22	5	Alex Morgan	33.702	26	Jessica Bäckman	44.810	50	Tom Coronel	38.171	22	216	Evgeni Leonov	1:56.618	1:56.618	20
23	21	Marie Baus-Coppens	33.711	5	Alex Morgan	44.837	100	Jack Young	38.179	23	67	Zsolt Dávid Szabó	1:56.619	1:56.697	21
24	30	Luca Filippi	33.715	50	Tom Coronel	44.875	96	Abdulla Ali Al-Khelaifi	38.206	24	25	Natan Bihel	1:56.701	1:56.970	25
25	67	Zsolt Dávid Szabó	33.758	67	Zsolt Dávid Szabó	44.925	8	Luca Engstler	38.245	25	5	Alex Morgan	1:56.901	1:56.901	23
26	21	Evgeni Leonov	33.780	25	Natan Bihel	45.056	46	Olli Kangas	38.269	26	21	Marie Baus-Coppens	1:56.902	1:57.200	26
27	46	Olli Kangas	33.909	46	Olli Kangas	45.076	23	Tamás Tenke	38.313	27	46	Olli Kangas	1:57.254	1:57.791	28
28	23	Tamás Tenke	33.924	23	Tamás Tenke	45.246	5	Alex Morgan	38.362	28	23	Tamás Tenke	1:57.483	1:57.619	27
29	20	Robin Vaks	33.931	8	Luca Engstler	45.263	21	Marie Baus-Coppens	38.390	29	8	Luca Engstler	1:57.772	1:57.873	29
30	22	Gustavo Moura	34.164	204	Robin Vaks	45.378	204	Robin Vaks	38.464	30	204	Robin Vaks	1:57.773	1:57.970	30
31	22	Mattias Vahtel	34.182	224	Gustavo Moura	45.901	224	Gustavo Moura	39.072	31	224	Gustavo Moura	1:59.137	1:59.363	31
32	8	Luca Engstler	34.264	223	Mattias Vahtel	45.988	223	Mattias Vahtel	39.093	32	223	Mattias Vahtel	1:59.263	1:59.645	32
33	66	Gilles Colombani	34.979	66	Gilles Colombani	48.292	66	Gilles Colombani	39.949	33	66	Gilles Colombani	2:03.220	2:03.220	33





Circuito de Barcelona

TCR Europe

Free Practice - 1

Best 5 Lap Times



Cls	Nº	Driver	Nat	Team	Nat	Vehicle	Best 1		Best 2		Best 3		Best 4		Best 5	
							Time	Lap	Time	Lap	Time	Lap	Time	Lap	Time	Lap
1	16	Gilles Magnus	BEL	Comtoy Racing	BEL	Audi RS 3 LMS	1:54.640	12	1:55.510	2	1:55.678	6	1:56.087	3	1:56.228	8
2	55	Santiago Urrutia	URU	Team WRT	URU	Audi RS 3 LMS	1:54.877	11	1:55.354	4	1:55.463	8	1:55.760	5	1:55.882	3
3	45	Gianni Morbidelli	ITA	WestCoast Racing	ITA	Volkswagen Golf GTI TCR	1:54.982	12	1:55.708	4	1:55.963	3	1:56.028	13	1:56.136	5
4	123	Daniel Lloyd	GBR	Brutal Fish Racing Team	GBR	Honda Civic Type R FK7 TCR	1:55.045	13	1:55.408	14	1:55.700	4	1:56.024	6	1:56.110	8
5	112	Jimmy Claret	FRA	Team Claret Sport	FRA	Peugeot 308 TCR	1:55.104	2	1:55.633	3	1:55.838	4	1:56.232	5	1:56.434	11
6	111	Teddy Claret	FRA	Team Claret Sport	FRA	Peugeot 308 TCR	1:55.462	2	1:56.285	3	1:56.415	5	1:56.425	4	1:57.072	6
7	24	Julien Briché	FRA	JSB Compétition	FRA	Peugeot 308 TCR	1:55.467	2	1:55.486	3	1:55.785	4	1:56.200	8	1:56.248	7
8	88	Maxime Potty	BEL	Team WRT	BEL	Volkswagen Golf GTI TCR	1:55.471	2	1:56.026	6	1:56.585	10	1:58.927	5	1:59.526	9
9	12	Nelson Panciatici	FRA	M Racing	FRA	Hyundai i30 N TCR	1:55.626	7	1:55.802	2	1:55.988	3	1:56.222	10	1:56.951	4
10	19	Andreas Bäckman	SW	Target Competition	SW	Hyundai i30 N TCR	1:55.706	5	1:55.936	10	1:56.129	4	1:56.522	7	1:56.523	3
11	27	John Filippi	FRA	PCR Sport	FRA	CUPRA TCR	1:55.770	12	1:55.882	11	1:56.221	5	1:56.484	3	1:56.848	4
12	7	Aurélien Comte	FRA	DG Sport Compétition	FRA	Peugeot 308 TCR	1:56.103	11	1:56.758	4	1:56.892	12	1:57.205	6	1:57.674	5
13	58	Dominik Baumann	AUT	Target Competition	AUT	Hyundai i30 N TCR	1:56.160	3	1:56.458	5	1:56.628	9	1:56.979	8	1:57.192	2
14	70	Mat'o Homola	SVK	Target Competition	SVK	Hyundai i30 N TCR	1:56.239	11	1:56.492	12	1:56.672	4	1:56.824	5	1:56.828	8
15	10	Viktor Davidovski	MKD	PSS Racing Team	MKD	Honda Civic Type R FK7 TCR	1:56.244	12	1:56.882	5	1:57.277	6	1:57.368	8	1:57.669	7
16	17	Martin Ryba	SVK	Brutal Fish Racing Team	SVK	Honda Civic Type R FK7 TCR	1:56.262	10	1:57.329	11	1:57.769	5	1:58.666	3	1:59.157	4
17	96	Abdulla Ali Al-	QAT	QMMF Racing by PCR Sport	QAT	CUPRA TCR	1:56.334	11	1:56.694	12	1:56.733	5	1:56.969	6	1:57.028	3
18	26	Jessica Bäckman	SW	Target Competition	SW	Hyundai i30 N TCR	1:56.430	5	1:56.608	8	1:56.630	4	1:56.714	12	1:56.808	6
19	100	Jack Young	GBR	Vuković Motorsport	GBR	Renault Mégane RS	1:56.595	5	1:56.788	9	1:57.126	3	1:57.126	10	1:57.132	13
20	216	Evgeni Leonov	ESP	Tecnicars Racing Team	ESP	CUPRA TCR	1:56.618	8	1:57.138	9	1:58.477	10	2:03.972	11	2:04.404	5
21	67	Zsolt Dávid Szabó	HUN	M1RA Motorsport	HUN	Hyundai i30 N TCR	1:56.697	3	1:58.467	5	1:58.671	7	1:58.867	6	1:58.872	8
22	30	Luca Filippi	ITA	BRC Racing Team	ITA	Hyundai i30 N TCR	1:56.772	9	1:56.802	10	1:57.526	6	2:00.867	11	2:01.342	2
23	5	Alex Morgan	GBR	Wolf-Power Racing	GBR	CUPRA TCR	1:56.901	3	1:57.349	6	1:58.308	2	2:04.475	4	2:09.431	9
24	50	Tom Coronel	NED	Boutsen Ginion Racing	NLD	Honda Civic Type R FK7 TCR	1:56.958	2	1:57.029	9	1:57.077	4	1:57.330	3	2:13.747	5
25	25	Natan Bihel	FRA	M Racing	FRA	Hyundai i30 N TCR	1:56.970	2	1:57.016	3	1:57.905	9	1:58.094	10	1:59.131	6
26	21	Marie Baus-	FRA	JSB Compétition	FRA	CUPRA TCR	1:57.200	6	1:57.448	7	1:57.639	10	1:57.965	3	2:00.657	11
27	23	Tamás Tenke	HUN	Zengő Motorsport	HUN	CUPRA TCR	1:57.619	3	1:58.043	7	1:58.103	6	1:58.422	10	1:58.803	12
28	46	Olli Kangas	FIN	WestCoast Racing	FIN	Volkswagen Golf GTI TCR	1:57.791	6	1:58.294	9	1:58.357	7	1:58.535	10	1:58.788	8
29	8	Luca Engstler	GER	M1RA Motorsport	GER	Hyundai i30 N TCR	1:57.873	4	1:57.967	3	1:58.643	5	2:03.759	6	5:46.765	2
30	204	Robin Vaks	EST	ALM Honda Racing	EST	Honda Civic Type R FK7 TCR	1:57.970	5	1:58.020	3	1:59.213	4	2:00.141	8	2:01.643	2
31	224	Gustavo Moura	PRT	Team Novadrivier	PRT	Audi RS 3 LMS	1:59.363	6	1:59.447	2	1:59.768	3	2:01.911	7	2:09.735	8
32	223	Mattias Vahtel	EST	ALM Honda Racing	EST	Honda Civic Type R FK7 TCR	1:59.645	8	1:59.666	9	1:59.731	5	2:00.961	4	2:01.583	10
33	66	Gilles Colombani	FRA	Team Claret Sport	FRA	Peugeot 308 TCR	2:03.220	3	2:10.418	2	2:26.080	7	2:52.460	4	5:56.140	5





Circuito de Barcelona

TCR Europe

Free Practice - 1

Best 5 Top Speeds



Cls	Nº	Driver	Nat	Team	Nat	Vehicle	Top 1		Top 2		Top 3		Top 4		Top 5		Avg
							Km/h	Lap	Km/h	Lap	Km/h	Lap	Km/h	Lap	Km/h	Lap	
1	27	John Filippi	FRA	PCR Sport	FRA	CUPRA TCR	245.4	12	243.7	6	241.6	13	241.0	5	240.5	4	242.4
2	55	Santiago Urrutia	URU	Team WRT	URU	Audi RS 3 LMS	243.7	6	242.6	5	242.6	12	241.6	4	240.5	11	242.2
3	19	Andreas Bäckman	SW	Target Competition	SW	Hyundai i30 N TCR	242.6	14	241.6	13	241.0	5	240.5	6	240.5	12	241.2
4	24	Julien Briché	FRA	JSB Compétition	FRA	Peugeot 308 TCR	242.6	5	241.6	13	241.6	14	241.0	4	240.5	3	241.5
5	26	Jessica Bäckman	SW	Target Competition	SW	Hyundai i30 N TCR	242.1	6	241.6	5	241.0	4	241.0	8	241.0	9	241.3
6	100	Jack Young	GBR	Vuković Motorsport	GBR	Renault Mégane RS	241.6	4	241.0	10	240.5	6	239.4	3	238.9	5	240.3
7	112	Jimmy Clairet	FRA	Team Clairet Sport	FRA	Peugeot 308 TCR	241.6	4	240.5	3	240.0	2	240.0	7	240.0	12	240.4
8	88	Maxime Potty	BEL	Team WRT	BEL	Volkswagen Golf GTI TCR	241.0	3	236.8	9	236.3	7	236.3	11	235.8	5	237.2
9	96	Abdulla Ali Al-	QAT	QMMF Racing by PCR Sport	QAT	CUPRA TCR	241.0	6	240.5	7	240.0	14	239.4	4	239.4	11	240.1
10	16	Gilles Magnus	BEL	Comtoy Racing	BEL	Audi RS 3 LMS	240.5	7	238.4	12	237.8	4	237.8	6	237.8	8	238.5
11	45	Gianni Morbidelli	ITA	WestCoast Racing	ITA	Volkswagen Golf GTI TCR	240.0	12	240.0	13	238.4	9	236.8	14	236.3	11	238.3
12	5	Alex Morgan	GBR	Wolf-Power Racing	GBR	CUPRA TCR	239.4	9	238.9	4	238.9	7	237.8	6	236.8	3	238.4
13	58	Dominik Baumann	AUT	Target Competition	AUT	Hyundai i30 N TCR	239.4	10	236.8	3	236.8	5	236.8	9	236.3	4	237.2
14	111	Teddy Clairet	FRA	Team Clairet Sport	FRA	Peugeot 308 TCR	239.4	3	237.8	2	237.8	4	237.8	5	237.8	13	238.2
15	12	Nelson Panciatici	FRA	M Racing	FRA	Hyundai i30 N TCR	238.4	11	237.8	5	237.8	10	237.3	4	236.3	7	237.5
16	123	Daniel Lloyd	GBR	Brutal Fish Racing Team	GBR	Honda Civic Type R FK7 TCR	238.4	10	236.3	3	236.3	13	235.8	7	235.8	9	236.5
17	216	Evgeni Leonov	ESP	Tecnicars Racing Team	ESP	CUPRA TCR	238.4	9	236.3	10	235.8	8	235.8	11	235.2	6	236.3
18	25	Natan Bihel	FRA	M Racing	FRA	Hyundai i30 N TCR	237.8	4	237.3	3	237.3	6	236.8	2	235.8	7	237.0
19	224	Gustavo Moura	PRT	Team Novadrivier	PRT	Audi RS 3 LMS	237.8	3	236.8	6	236.8	7	236.8	8	236.3	2	236.9
20	70	Mat'o Homola	SVK	Target Competition	SVK	Hyundai i30 N TCR	237.3	13	236.8	12	236.3	6	236.3	9	236.3	11	236.6
21	17	Martin Ryba	SVK	Brutal Fish Racing Team	SVK	Honda Civic Type R FK7 TCR	236.8	5	235.2	6	233.7	8	232.7	12	232.7	13	234.2
22	21	Marie Baus-	FRA	JSB Compétition	FRA	CUPRA TCR	236.8	3	236.8	8	235.8	4	235.8	10	235.2	7	236.1
23	7	Aurélien Comte	FRA	DG Sport Compétition	FRA	Peugeot 308 TCR	236.3	5	235.8	12	235.2	13	233.2	4	232.7	7	234.6
24	10	Viktor Davidovski	MKD	PSS Racing Team	MKD	Honda Civic Type R FK7 TCR	235.2	5	235.2	6	235.2	7	233.7	9	233.7	12	234.6
25	46	Olli Kangas	FIN	WestCoast Racing	FIN	Volkswagen Golf GTI TCR	235.2	11	234.7	10	234.2	7	233.7	5	233.2	3	234.2
26	204	Robin Vaks	EST	ALM Honda Racing	EST	Honda Civic Type R FK7 TCR	235.2	8	235.2	11	234.7	4	232.2	6	231.7	5	233.8
27	30	Luca Filippi	ITA	BRC Racing Team	ITA	Hyundai i30 N TCR	234.7	3	233.7	4	233.7	6	232.7	2	232.7	7	233.5
28	23	Tamás Tenke	HUN	Zengő Motorsport	HUN	CUPRA TCR	233.7	12	233.2	4	231.7	3	231.7	7	230.7	2	232.2
29	67	Zsolt Dávid Szabó	HUN	M1RA Motorsport	HUN	Hyundai i30 N TCR	233.7	4	233.7	5	233.2	6	232.7	9	232.2	3	233.1
30	66	Gilles Colombani	FRA	Team Clairet Sport	FRA	Peugeot 308 TCR	233.2	3	177.6	2	173.9	4	161.1	6	150.0	7	179.1
31	50	Tom Coronel	NED	Boutsen Ginion Racing	NLD	Honda Civic Type R FK7 TCR	232.7	4	232.2	3	232.2	5	231.2	2	229.2	9	231.5
32	223	Mattias Vahtel	EST	ALM Honda Racing	EST	Honda Civic Type R FK7 TCR	232.2	4	231.7	11	231.2	8	231.2	10	230.7	5	231.4
33	8	Luca Engstler	GER	M1RA Motorsport	GER	Hyundai i30 N TCR	224.0	3	224.0	4	222.2	5	219.0	6	150.4	2	207.9





Circuito de Barcelona
 TCR Europe
 Free Practice - 1
 Fastest Laps Sequence



Lap	Time of Day	Session Time	Nº	Driver	Nat	Team	Nat	Vehicle	Time	Km/h
2	13:34:08.230	19:08.230	70	Mat'o Homola	SVK	Target Competition	SVK	Hyundai i30 N TCR	1:57.267	142.9
2	13:34:13.269	19:13.269	55	Santiago Urrutia	URU	Team WRT	URU	Audi RS 3 LMS	1:56.679	143.6
2	13:34:15.136	19:15.136	88	Maxime Potty	BEL	Team WRT	BEL	Volkswagen Golf GTI TCR	1:55.471	145.1
2	13:34:28.188	19:28.188	24	Julien Briché	FRA	JSB Compétition	FRA	Peugeot 308 TCR	1:55.467	145.1
2	13:34:30.045	19:30.045	11	Teddy Clairet	FRA	Team Clairet Sport	FRA	Peugeot 308 TCR	1:55.462	145.1
2	13:34:35.147	19:35.147	11	Jimmy Clairet	FRA	Team Clairet Sport	FRA	Peugeot 308 TCR	1:55.104	145.5
11	13:56:56.263	41:56.263	55	Santiago Urrutia	URU	Team WRT	URU	Audi RS 3 LMS	1:54.877	145.8
12	13:59:12.053	44:12.053	16	Gilles Magnus	BEL	Comtoy Racing	BEL	Audi RS 3 LMS	1:54.640	146.1





Circuito de Barcelona

TCR Europe

Free Practice - 1

Event Best Maximum Speed



Nº	Driver	Nat	Team	Nat	Vehicle	Km/h	Session
27	John Filippi	FRA	PCR Sport	FRA	CUPRA TCR	245.4	Free Practice - 1
55	Santiago Urrutia	URU	Team WRT	URU	Audi RS 3 LMS	243.7	Free Practice - 1
24	Julien Briché	FRA	JSB Compétition	FRA	Peugeot 308 TCR	242.6	Free Practice - 1
19	Andreas Bäckma	SWE	Target Competition	SWE	Hyundai i30 N TCR	242.6	Free Practice - 1
26	Jessica Bäckman	SWE	Target Competition	SWE	Hyundai i30 N TCR	242.1	Free Practice - 1
112	Jimmy Clairet	FRA	Team Clairet Sport	FRA	Peugeot 308 TCR	241.6	Free Practice - 1
100	Jack Young	GBR	Vuković Motorsport	GBR	Renault Mégane RS	241.6	Free Practice - 1
88	Maxime Potty	BEL	Team WRT	BEL	Volkswagen Golf GTI TCR	241.0	Free Practice - 1
96	Abdulla Ali Al-Kh	QAT	QMMF Racing by PCR Sport	QAT	CUPRA TCR	241.0	Free Practice - 1
16	Gilles Magnus	BEL	Comtoy Racing	BEL	Audi RS 3 LMS	240.5	Free Practice - 1
45	Gianni Morbidelli	ITA	WestCoast Racing	ITA	Volkswagen Golf GTI TCR	240.0	Free Practice - 1
111	Teddy Clairet	FRA	Team Clairet Sport	FRA	Peugeot 308 TCR	239.4	Free Practice - 1
5	Alex Morgan	GBR	Wolf-Power Racing	GBR	CUPRA TCR	239.4	Free Practice - 1
58	Dominik Bauman	AUT	Target Competition	AUT	Hyundai i30 N TCR	239.4	Free Practice - 1
123	Daniel Lloyd	GBR	Brutal Fish Racing Team	GBR	Honda Civic Type R FK7 TCR	238.4	Free Practice - 1
216	Evgeni Leonov	ESP	Tecnicars Racing Team	ESP	CUPRA TCR	238.4	Free Practice - 1
12	Nelson Panciatici	FRA	M Racing	FRA	Hyundai i30 N TCR	238.4	Free Practice - 1
224	Gustavo Moura	PRT	Team Novadrivier	PRT	Audi RS 3 LMS	237.8	Free Practice - 1
25	Natan Bihel	FRA	M Racing	FRA	Hyundai i30 N TCR	237.8	Free Practice - 1
70	Mat'ò Homola	SVK	Target Competition	SVK	Hyundai i30 N TCR	237.3	Free Practice - 1
17	Martin Ryba	SVK	Brutal Fish Racing Team	SVK	Honda Civic Type R FK7 TCR	236.8	Free Practice - 1
21	Marie Baus-Copp	FRA	JSB Compétition	FRA	CUPRA TCR	236.8	Free Practice - 1
7	Aurélien Comte	FRA	DG Sport Compétition	FRA	Peugeot 308 TCR	236.3	Free Practice - 1
10	Viktor Davidovski	MKD	PSS Racing Team	MKD	Honda Civic Type R FK7 TCR	235.2	Free Practice - 1
204	Robin Vaks	EST	ALM Honda Racing	EST	Honda Civic Type R FK7 TCR	235.2	Free Practice - 1
46	Olli Kangas	FIN	WestCoast Racing	FIN	Volkswagen Golf GTI TCR	235.2	Free Practice - 1
30	Luca Filippi	ITA	BRC Racing Team	ITA	Hyundai i30 N TCR	234.7	Free Practice - 1
67	Zsolt Dávid Szab	HUN	M1RA Motorsport	HUN	Hyundai i30 N TCR	233.7	Free Practice - 1
23	Tamás Tenke	HUN	Zengő Motorsport	HUN	CUPRA TCR	233.7	Free Practice - 1
66	Gilles Colombani	FRA	Team Clairet Sport	FRA	Peugeot 308 TCR	233.2	Free Practice - 1
50	Tom Coronel	NLD	Boutsen Ginion Racing	NED	Honda Civic Type R FK7 TCR	232.7	Free Practice - 1
223	Mattias Vahtel	EST	ALM Honda Racing	EST	Honda Civic Type R FK7 TCR	232.2	Free Practice - 1
8	Luca Engstler	GER	M1RA Motorsport	GER	Hyundai i30 N TCR	224.0	Free Practice - 1



Circuito de Barcelona

TCR Europe

Free Practice - 1

Pit Stop Analysis



5 Alex Morgan Cupra Wolf-Power Racing
CUPRA TCR

Nr.	In Day Time	In Time	Out Time	Pit Time	T. Pit Time	Handicap	Penalty
1	13:39:16.059	13:39:16.059	13:45:40.409	6:24.350	6:24.350		
2	13:51:49.987	13:51:49.987	13:55:24.494	3:34.507	9:58.857		

7 Aurélien Comte Peugeot DG Sport Compétition
Peugeot 308 TCR

Nr.	In Day Time	In Time	Out Time	Pit Time	T. Pit Time	Handicap	Penalty
1	13:35:03.538	13:35:03.538	13:36:44.594	1:41.056	1:41.056		
2	13:50:34.771	13:50:34.771	13:53:47.269	3:12.498	4:53.554		

8 Luca Engstler Hyundai MIRA Motorsport
Hyundai i30 N TCR

Nr.	In Day Time	In Time	Out Time	Pit Time	T. Pit Time	Handicap	Penalty
1	13:32:25.991	13:32:25.991	13:36:06.594	3:40.603	3:40.603		

10 Viktor Davidovski Honda PSS Racing Team
Honda Civic Type R FK7 TCR

Nr.	In Day Time	In Time	Out Time	Pit Time	T. Pit Time	Handicap	Penalty
1	13:37:14.372	13:37:14.372	13:40:02.728	2:48.356	2:48.356		
2	13:54:03.691	13:54:03.691	13:56:13.391	2:09.700	4:58.056		

12 Nelson Panciatici Hyundai M Racing
Hyundai i30 N TCR

Nr.	In Day Time	In Time	Out Time	Pit Time	T. Pit Time	Handicap	Penalty
1	13:40:20.967	13:40:20.967	13:44:03.069	3:42.102	3:42.102		
2	13:50:27.177	13:50:27.177	13:54:42.559	4:15.382	7:57.484		

16 Gilles Magnus Audi Comtoyou Racing
Audi RS 3 LMS

Nr.	In Day Time	In Time	Out Time	Pit Time	T. Pit Time	Handicap	Penalty
1	13:38:18.186	13:38:18.186	13:40:01.250	1:43.064	1:43.064		
2	13:52:09.061	13:52:09.061	13:55:17.051	3:07.990	4:51.054		

17 Martin Ryba Honda Brutal Fish Racing Team
Honda Civic Type R FK7 TCR

Nr.	In Day Time	In Time	Out Time	Pit Time	T. Pit Time	Handicap	Penalty
1	13:42:50.472	13:42:50.472	13:44:20.198	1:29.726	1:29.726		
2	13:48:25.517	13:48:25.517	13:49:59.958	1:34.441	3:04.167		

19 Andreas Bäckman Hyundai Target Competition
Hyundai i30 N TCR

Nr.	In Day Time	In Time	Out Time	Pit Time	T. Pit Time	Handicap	Penalty
1	13:46:48.115	13:46:48.115	13:49:21.167	2:33.052	2:33.052		

21 Marie Baus-Coppens Cupra JSB Compétition
CUPRA TCR

Nr.	In Day Time	In Time	Out Time	Pit Time	T. Pit Time	Handicap	Penalty
1	13:34:49.351	13:34:49.351	13:36:46.405	1:57.054	1:57.054		
2	13:42:54.752	13:42:54.752	13:45:21.782	2:27.030	4:24.084		
3	13:53:31.607	13:53:31.607	13:54:57.722	1:26.115	5:50.199		

23 Tamás Tenke Cupra Zengő Motorsport
CUPRA TCR

Nr.	In Day Time	In Time	Out Time	Pit Time	T. Pit Time	Handicap	Penalty
1	13:39:28.664	13:39:28.664	13:41:44.543	2:15.879	2:15.879		
2	13:50:15.758	13:50:15.758	13:52:11.011	1:55.253	4:11.132		

24 Julien Briché Peugeot JSB Compétition
Peugeot 308 TCR

Nr.	In Day Time	In Time	Out Time	Pit Time	T. Pit Time	Handicap	Penalty
1	13:40:31.495	13:40:31.495	13:44:37.729	4:06.234	4:06.234		
2	13:56:50.907	13:56:50.907	13:57:54.384	1:03.477	5:09.711		

25 Natan Bihel Hyundai M Racing
Hyundai i30 N TCR

Nr.	In Day Time	In Time	Out Time	Pit Time	T. Pit Time	Handicap	Penalty
1	13:38:34.039	13:38:34.039	13:42:01.168	3:27.129	3:27.129		
2	13:48:05.891	13:48:05.891	13:52:04.576	3:58.685	7:25.814		

26 Jessica Bäckman Hyundai Target Competition
Hyundai i30 N TCR

Nr.	In Day Time	In Time	Out Time	Pit Time	T. Pit Time	Handicap	Penalty
1	13:48:00.949	13:48:00.949	13:52:55.757	4:54.808	4:54.808		

27 John Filippi Cupra PCR Sport
CUPRA TCR

Nr.	In Day Time	In Time	Out Time	Pit Time	T. Pit Time	Handicap	Penalty
1	13:42:45.420	13:42:45.420	13:45:18.729	2:33.309	2:33.309		
2	13:51:38.476	13:51:38.476	13:53:23.907	1:45.431	4:18.740		

30 Luca Filippi Hyundai BRC Racing Team
Hyundai i30 N TCR

Nr.	In Day Time	In Time	Out Time	Pit Time	T. Pit Time	Handicap	Penalty
1	13:39:31.815	13:39:31.815	13:42:07.992	2:36.177	2:36.177		
2	13:48:19.386	13:48:19.386	13:50:33.054	2:13.668	4:49.845		

45 Gianni Morbidelli Volkswagen WestCoast Racing
Volkswagen Golf GTI TCR

Nr.	In Day Time	In Time	Out Time	Pit Time	T. Pit Time	Handicap	Penalty
1	13:32:41.021	13:32:41.021	13:33:06.488	25.467	25.467		
2	13:45:48.733	13:45:48.733	13:47:33.377	1:44.644	2:10.111		
3	13:51:37.329	13:51:37.329	13:53:13.360	1:36.031	3:46.142		

46 Olli Kangas Volkswagen WestCoast Racing
Volkswagen Golf GTI TCR

Nr.	In Day Time	In Time	Out Time	Pit Time	T. Pit Time	Handicap	Penalty
1	13:32:42.453	13:32:42.453	13:33:09.478	27.025	27.025		
2	13:38:12.545	13:38:12.545	13:43:28.376	5:15.831	5:42.856		

50 Tom Coronel Honda Boutsen Ginion Racing
Honda Civic Type R FK7 TCR

Nr.	In Day Time	In Time	Out Time	Pit Time	T. Pit Time	Handicap	Penalty
1	13:40:45.513	13:40:45.513	13:43:34.197	2:48.684	2:48.684		
2	13:47:55.168	13:47:55.168	13:56:00.328	8:05.160	10:53.844		





Circuito de Barcelona
TCR Europe
Free Practice - 1
Pit Stop Analysis



55 Santiago Urrutia Audi Team WRT
 Audi RS 3 LMS

Nr.	In Day Time	In Time	Out Time	Pit Time	T. Pit Time	Handicap	Penalty
1	13:41:59.818	13:41:59.818	13:44:40.033	2:40.215	2:40.215		
2	13:50:43.635	13:50:43.635	13:52:57.788	2:14.153	4:54.368		
3	13:59:02.818	13:59:02.818	13:59:33.446	30.628	5:24.996		

58 Dominik Baumann Hyundai Target Competition
 Hyundai i30 N TCR

Nr.	In Day Time	In Time	Out Time	Pit Time	T. Pit Time	Handicap	Penalty
1	13:43:33.851	13:43:33.851	13:52:28.589	8:54.738	8:54.738		

66 Gilles Colombani Peugeot Team Clairet Sport
 Peugeot 308 TCR

Nr.	In Day Time	In Time	Out Time	Pit Time	T. Pit Time	Handicap	Penalty
1	13:39:51.243	13:39:51.243	13:43:06.580	3:15.337	3:15.337		
2	13:45:47.400	13:45:47.400	13:53:28.810	7:41.410	10:56.747		

67 Zsolt Dávid Szabó Hyundai M1RA Motorsport
 Hyundai i30 N TCR

Nr.	In Day Time	In Time	Out Time	Pit Time	T. Pit Time	Handicap	Penalty
1	13:32:27.142	13:32:27.142	13:35:21.000	2:53.858	2:53.858		

70 Mat'o Homola Hyundai Target Competition
 Hyundai i30 N TCR

Nr.	In Day Time	In Time	Out Time	Pit Time	T. Pit Time	Handicap	Penalty
1	13:42:05.057	13:42:05.057	13:47:58.078	5:53.021	5:53.021		
2	13:54:12.121	13:54:12.121	13:55:35.689	1:23.568	7:16.589		

88 Maxime Potty Volkswagen Team WRT
 Volkswagen Golf GTI TCR

Nr.	In Day Time	In Time	Out Time	Pit Time	T. Pit Time	Handicap	Penalty
1	13:36:13.680	13:36:13.680	13:39:52.556	3:38.876	3:38.876		
2	13:47:47.233	13:47:47.233	13:52:14.961	4:27.728	8:06.604		

96 Abdulla Ali Al-Khelaifi Cupra QMMF Racing by PCR Sport
 CUPRA TCR

Nr.	In Day Time	In Time	Out Time	Pit Time	T. Pit Time	Handicap	Penalty
1	13:48:44.819	13:48:44.819	13:50:46.813	2:01.994	2:01.994		

100 Jack Young Renault Vuković Motorsport
 Renault Mégane RS

Nr.	In Day Time	In Time	Out Time	Pit Time	T. Pit Time	Handicap	Penalty
1	13:43:29.563	13:43:29.563	13:45:28.450	1:58.887	1:58.887		
2	13:55:39.786	13:55:39.786	13:57:09.108	1:29.322	3:28.209		

111 Teddy Clairet Peugeot Team Clairet Sport
 Peugeot 308 TCR

Nr.	In Day Time	In Time	Out Time	Pit Time	T. Pit Time	Handicap	Penalty
1	13:44:18.660	13:44:18.660	13:49:46.408	5:27.748	5:27.748		

112 Jimmy Clairet Peugeot Team Clairet Sport
 Peugeot 308 TCR

Nr.	In Day Time	In Time	Out Time	Pit Time	T. Pit Time	Handicap	Penalty
1	13:46:21.024	13:46:21.024	13:52:49.847	6:28.823	6:28.823		

123 Daniel Lloyd Honda Brutal Fish Racing Team
 Honda Civic Type R FK7 TCR

Nr.	In Day Time	In Time	Out Time	Pit Time	T. Pit Time	Handicap	Penalty
1	13:32:44.045	13:32:44.045	13:33:45.146	1:01.101	1:01.101		
2	13:53:34.050	13:53:34.050	13:55:22.829	1:48.779	2:49.880		

204 Robin Vaks Honda ALM Honda Racing
 Honda Civic Type R FK7 TCR

Nr.	In Day Time	In Time	Out Time	Pit Time	T. Pit Time	Handicap	Penalty
1	13:43:13.105	13:43:13.105	13:47:06.348	3:53.243	3:53.243		
2	13:53:24.884	13:53:24.884	13:56:43.934	3:19.050	7:12.293		

216 Evgeni Leonov Cupra Tecnicars Racing Team
 CUPRA TCR

Nr.	In Day Time	In Time	Out Time	Pit Time	T. Pit Time	Handicap	Penalty
1	13:38:10.469	13:38:10.469	13:38:32.726	22.257	22.257		
2	13:44:56.317	13:44:56.317	13:48:43.441	3:47.124	4:09.381		
3	13:58:39.774	13:58:39.774	13:59:02.850	23.076	4:32.457		

223 Mattias Vahtel Honda ALM Honda Racing
 Honda Civic Type R FK7 TCR

Nr.	In Day Time	In Time	Out Time	Pit Time	T. Pit Time	Handicap	Penalty
1	13:35:58.675	13:35:58.675	13:37:14.792	1:16.117	1:16.117		
2	13:45:29.317	13:45:29.317	13:49:16.536	3:47.219	5:03.336		

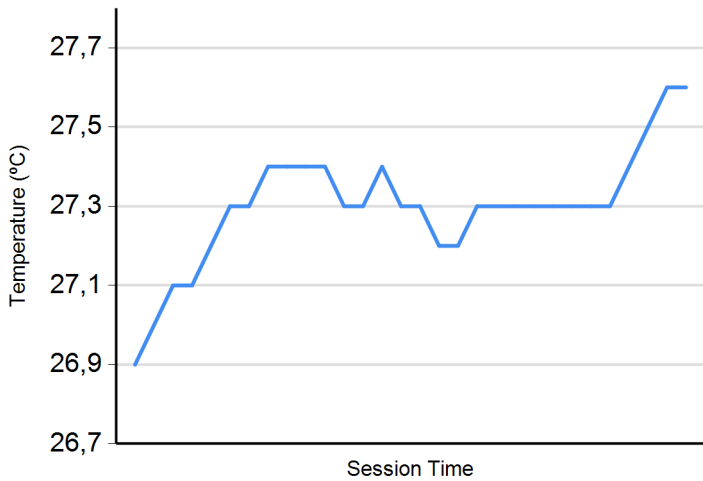
224 Gustavo Moura Audi Team Novadriverr
 Audi RS 3 LMS

Nr.	In Day Time	In Time	Out Time	Pit Time	T. Pit Time	Handicap	Penalty
1	13:39:23.447	13:39:23.447	13:41:24.605	2:01.158	2:01.158		
2	13:49:36.392	13:49:36.392	13:52:08.329	2:31.937	4:33.095		

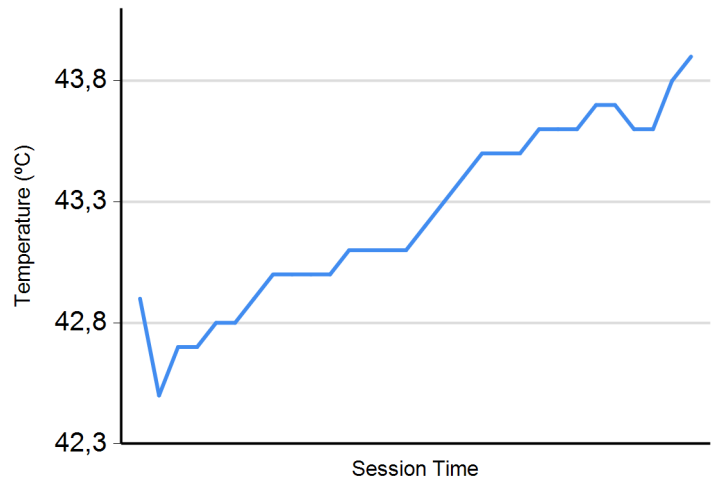




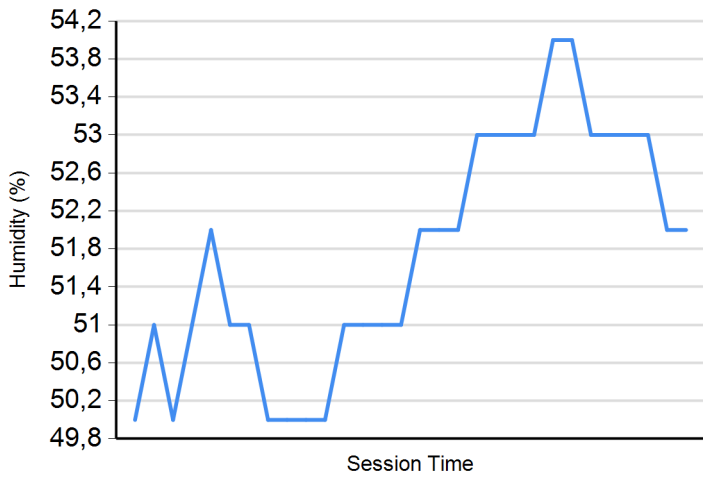
Air Temperature



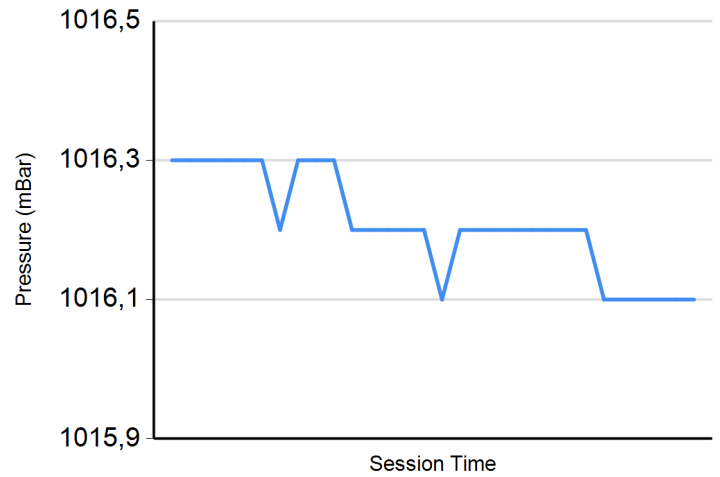
Track Temperature



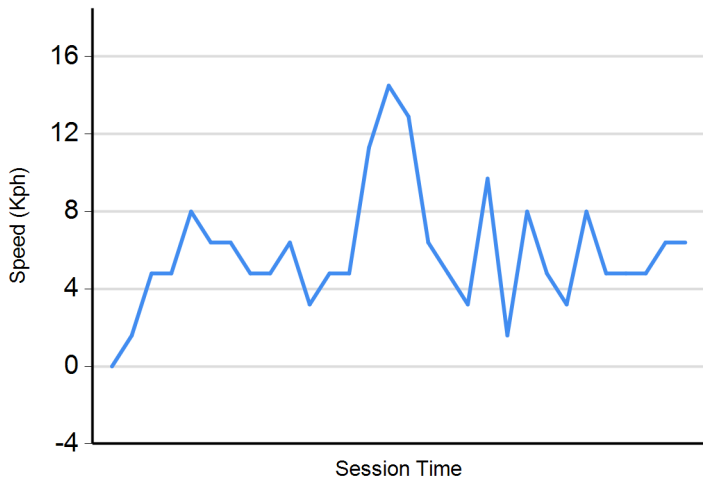
Humidity



Pressure



Wind Speed



Wind direction

North = 0°/360° Est = 90° South = 180° West = 270°

